

We have pleasure in presenting the Spare Parts Catalogue for 'Pulsar DTS-i 200cc' Motorcycle. This catalogue has been specially designed to assist you in selecting the correct parts for procurement to maintain 100% availability.

The Bajaj spares are subjected to the stringent quality control standards to ensure longer life of the vehicle. It is therefore necessary that only the Genuine Bajaj Spares are used.

In a continual effort to improve Performance and Efficiency of the vehicles, Specifications, Diagrams, Illustrations and Part Numbers can change without notice. Consequently, the description in this Spare Parts Catalogue cannot therefore be final and binding on us.

The modifications / alterations which are carried out after the issue of this catalogue, will be conveyed to you through our Service Circulars. You are requested to make necessary corrections in the Parts Catalogue as per the circulars so as to keep your catalogue up-to-date. This will ensure the appropriate and speedy delivery of the Spare Parts as the order placed will bear the latest part numbers.

In case, if you need any technical assistance contact the concerned Regional Team or write to us on the following address :

Bajaj Auto Indonesia  
Menara Imperium  
Jakarta 12980 Indonesia  
Phone : 021-8281787  
Fax : 021-8307615

All information contained in this manual is based on the latest product information at the time of publication. Bajaj Auto Limited accepts no liability for any inaccuracies or omissions in this publication, although every possible care has been taken to make it as complete and accurate as possible. All procedures and specifications subject to change without prior notice. The right is reserved to make such changes at any time without prior notice and without incurring an obligation to make such changes to product manufactured previously. Contact your authorized Bajaj Dealer for the latest information on product improvements incorporated after this manual was issued.

REV.00 FEB.10.RB

## Instructions for using the Catalogue



1. How to Read the Catalogue : Open the catalogue and from the pictorial index locate the group in which the part you want to find is present. Turn over to the concerned page number (as given by pictorial index). Now find out the figure of the part you wish to order. Write down the part number against that particular figure number from the text.

In case, if you have the part number and you need the other details, the part index can be used. The part index (at the end of the catalogue) will give you the figure and page number of the part you wish to order.

2. How to Order Spare Parts : The part number and the description of the part required should be invariably mentioned in the order as per the catalogue text.

The latest part number as conveyed through our service circulars should only appear on the order. In case of ordering painted components, colour shade of the components should be mentioned.

The quantity shown against the part number is the quantity per vehicle for that group so that particular quantity should be multiplied by the number of sets required.

3. Part Number System: We have used 8 digit system for part numbers. The model or hardware item is indicated by first two digits or alphanumeric, the next two or four digits indicate main group and the last four or two digits indicate serial number in main group or serial number or subgroup of fastener respectively. Thus the part numbers will be indicated by 2-2-4 or 2-4-2 digit system. Understanding this system will enable you to identify the spare parts easily.

4. Abbreviations : The following abbreviations are used in this catalogue.

assly.	Assembly	V	Volts
N.I.	Not illustrated	W	Watts
C'case	Crankcase	accl.	Accelerator
Cyl	Cylinder	Comp.	Complete
o/s.	Over size	Fr	Front
Std.	Standard	L	Length
A/t.	Alternate	Rr	Rear
R.H.	Right hand	Hex.	Hexagonal
L.H.	Left hand	AR	As required

## INDEX



No.	Description	Page No.	No.	Description	Page No.
1	Cover Cylinder Head	1	36	Rear Brake Pedal	43
2	Cylinder Head	2	37	Handle Bar	44&45
3	Valve	3	38	Front Fork	46&47
4	Camshaft / Tensioner	4	39	Painted Parts & Decals	48,49,50
5	Cylinder & Piston	5	40	Petrol Cock, Cap Tank & Gauge Fuel	51
6	Crankshaft	6	41	Fitting - Petrol Tank, Side Cover & Cover seat	52
7	Balancer & Balancer Idler Gear	7	42	Meter Assly.& control cables	53
8	Transmission	8 & 9	43	Head Lamp & Fairing	54
9	Change Drum/ Shift Fork	10	44	Indicator Light Assly.	55
10	Gear Change Mechanism	11	45	Tail Lamp Assly/Front & Rear No.Plate	56
11	Engine Assly & Crankcase RH	12	46	Electrical Equipments	57
12	Crankcase LH	13&14			
13	Cover RH	15&16			
14	Cover Magneto	17			
15	Clutch	18&19			
16	Oil Cooler Assly.	20			
17	Carburettor	21			
18	Air Cleaner Comp.	22			
19	Silencer Assly	23			
20	Seat Assly. / Seat Lock & Tool Kit	24			
21	Oil Pump	25			
22	Magneto/C.D.I./H.T.Coil	26&27			
23	Starter Assly (For Self Start)	28&29			
24	Engine Mountings	30			
25	Frame & Frame fitting	31			
26	Swing Arm / Rear Shock Absorber	32			
27	Rider Foot rest	33			
28	Pillion Foot rest / Holder	34			
29	Mudguard Front & Rear	35			
30	Stand Assembly	36			
31	Tyre/ Tube /Rim	37			
32	Front Hub	38			
33	Front Master Cylinder	39			
34	Front Disc Brake	40			
35	Rear Hub	41&42			
35	Rear Hub	41&42			

Pictorial Index

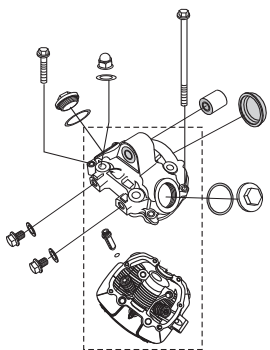
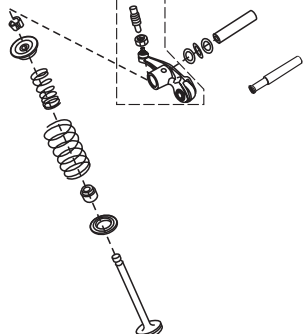
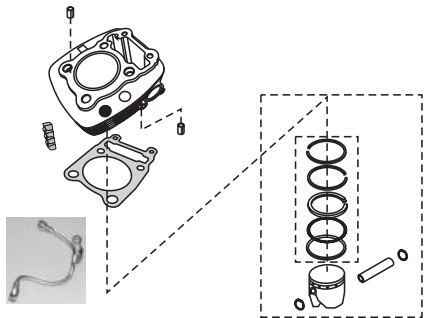
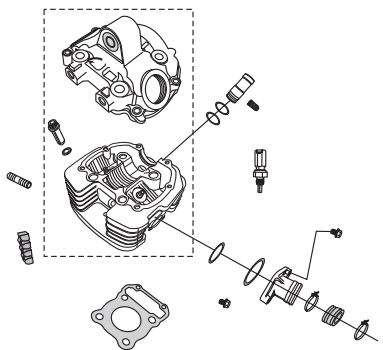
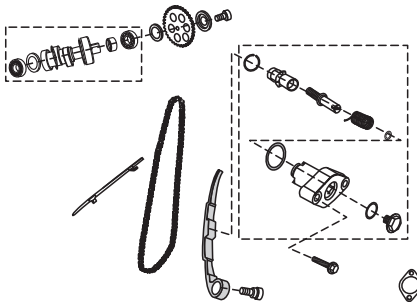
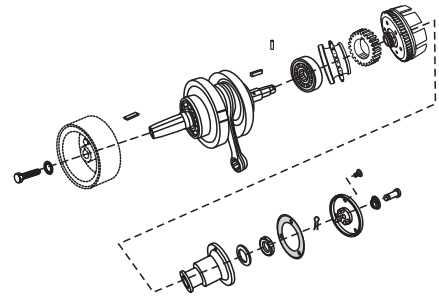
PLATE NO. : 1 COVER CYLINDER HEAD	PAGE NO.: 1
	
PLATE NO. : 3 VALVE	PAGE NO.: 3
	
PLATE NO. : 5 CYLINDER AND PISTON	PAGE NO.: 5
	

PLATE NO. : 2 CYLINDER HEAD	PAGE NO.: 2
	
PLATE NO. : 4 CAMSHAFT / TENSIONER	PAGE NO.: 4
	
PLATE NO. : 6 CRANK SHAFT	PAGE NO.: 6
	

Pictorial Index


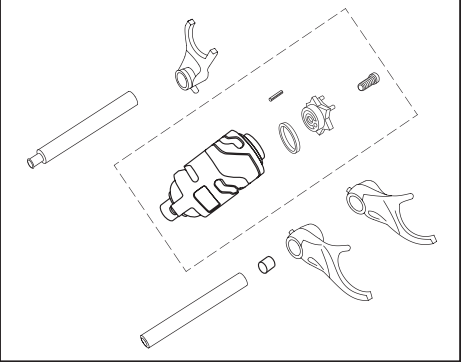
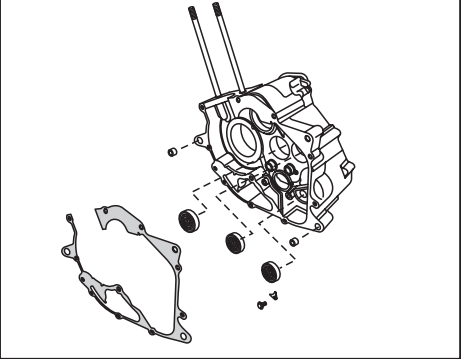
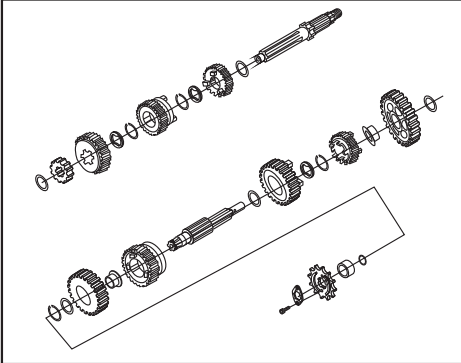
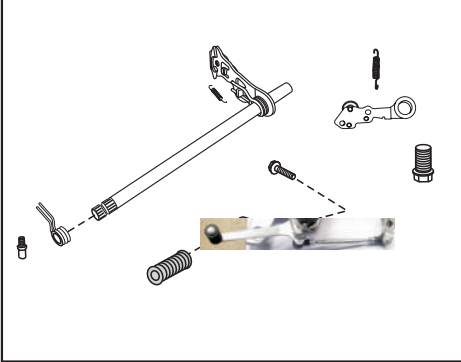
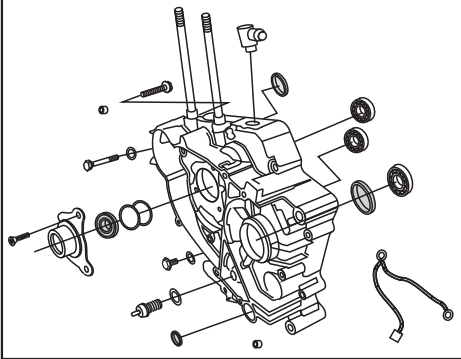
PLATE NO. : 7 BALANCER & BALANCER IDLER GEAR	PAGE NO.: 7
	
PLATE NO. : 9 CHANGE DRUM / SHIFT FORK	PAGE NO.: 10
	
PLATE NO. : 11 ENGINE ASSLY. & CRANKCASE RH	PAGE NO.: 12
	

PLATE NO. : 8 TRANSMISSION	PAGE NO.: 8 & 9
	
PLATE NO. : 10 GEAR CHANGE MECHANISM	PAGE NO.: 11
	
PLATE NO. : 12 CRANKCASE LH	PAGE NO.: 13 & 14
	

Pictorial Index

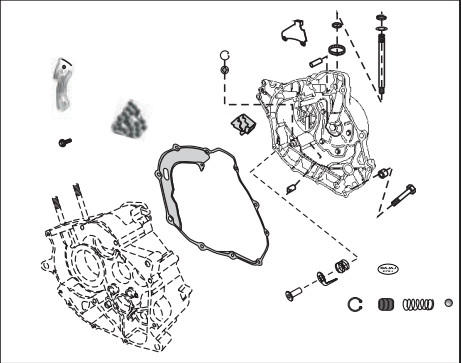
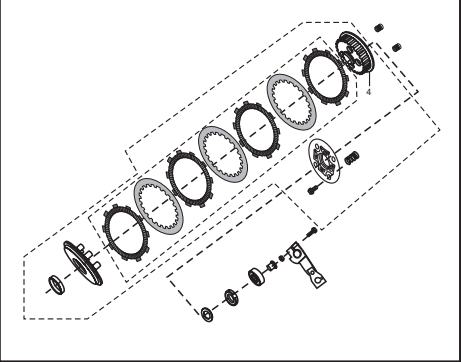
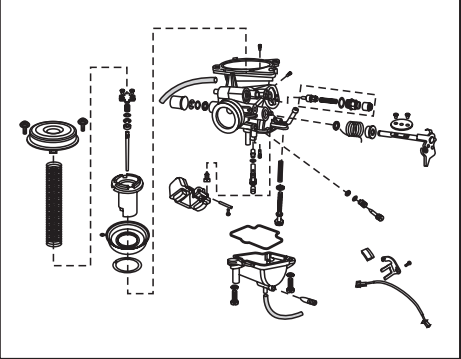
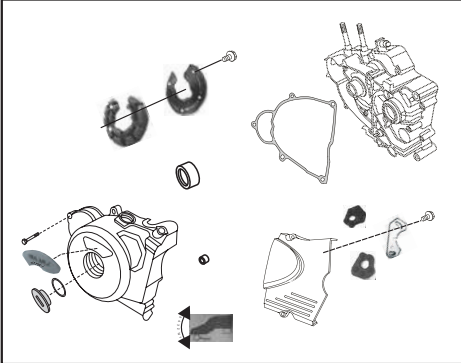
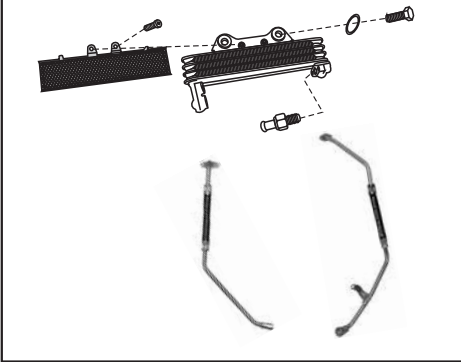
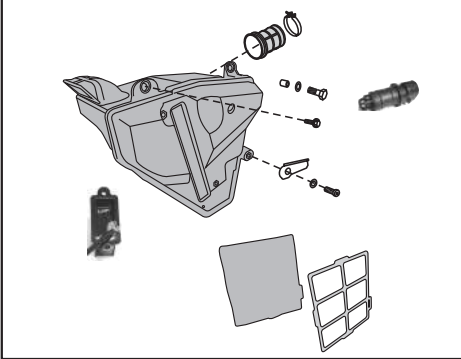
PLATE NO. : 13 COVER RH	PAGE NO.: 15 & 16
	
PLATE NO. : 15 CLUTCH	PAGE NO.: 18 & 19
	
PLATE NO. : 17 CARBURETTOR	PAGE NO.: 21
	

PLATE NO. : 14 COVER MAGNETO	PAGE NO.: 17
	
PLATE NO. : 16 OIL COOLER ASSEMBLY	PAGE NO.: 20
	
PLATE NO. : 18 AIR CLEANER COMP	PAGE NO.: 22
	

Pictorial Index



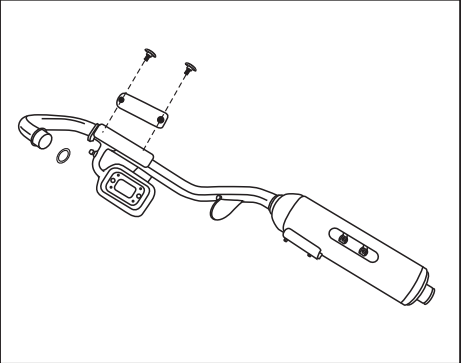
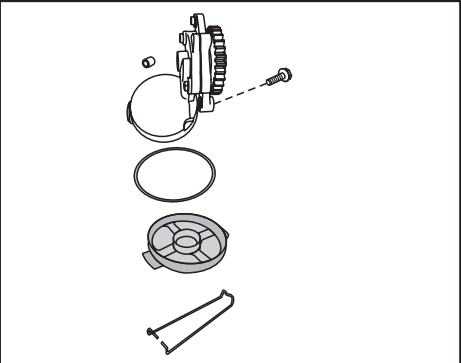
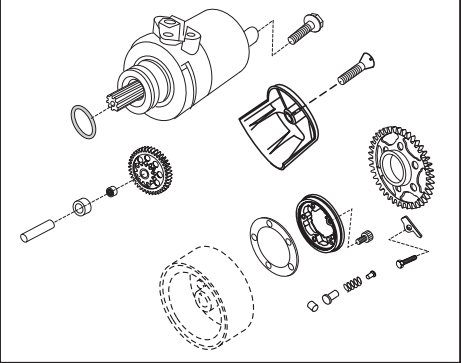
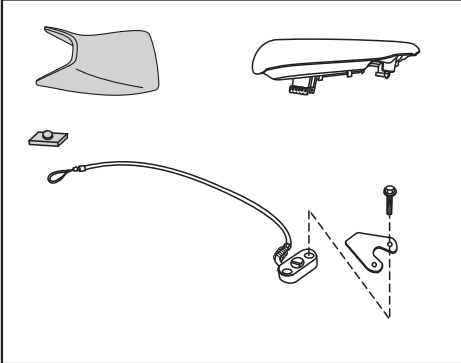
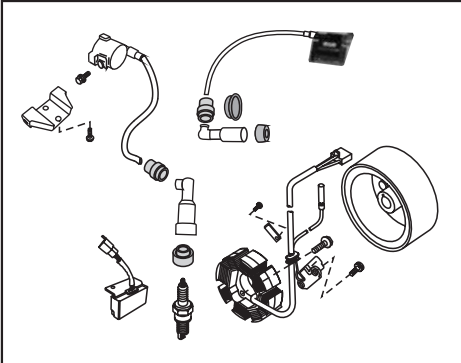
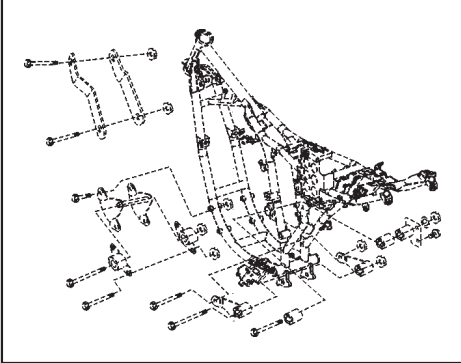
PLATE NO. : 19 SILENCER ASSLY.	PAGE NO.: 23
	
PLATE NO. : 21 OIL PUMP	PAGE NO.: 25
	
PLATE NO. : 23 STARTER ASSLY (FOR SELF START)	PAGE NO.: 28 & 29
	

PLATE NO. : 20 SEAT ASSLY / SEAT LOCK & TOOL KIT	PAGE NO.: 24
	
PLATE NO. : 22 MAGNETO / C.D.I. / H.T. COIL	PAGE NO.: 26 & 27
	
PLATE NO. : 24 ENGINE MOUNTINGS	PAGE NO.: 30
	

Pictorial Index



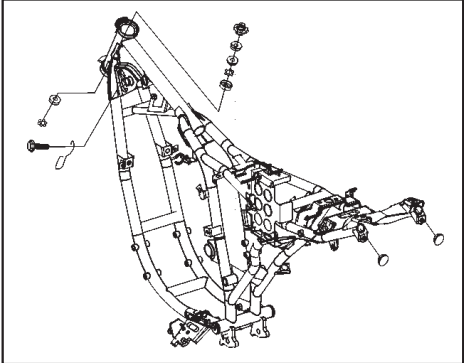
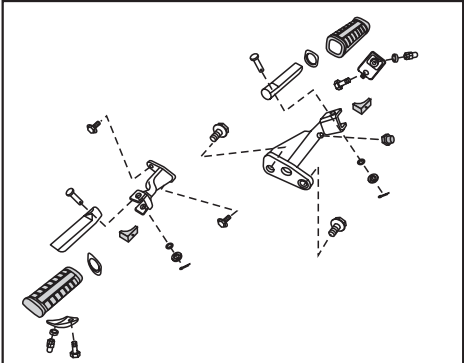
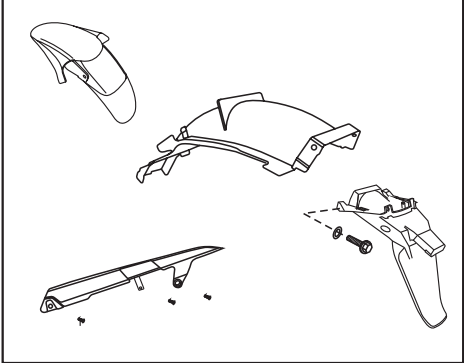
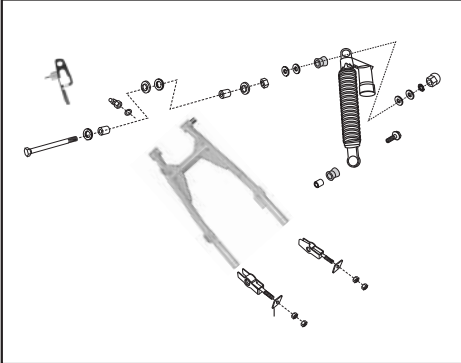
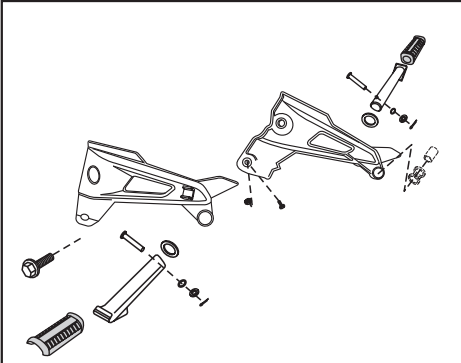
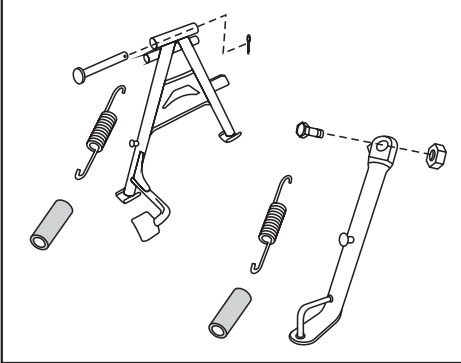
PLATE NO. : 25 FRAME & FRAME FITTINGS	PAGE NO.: 31
	
PLATE NO. : 27 RIDER FOOT REST	PAGE NO.: 33
	
PLATE NO. : 29 MUDGUARD FRONT&REAR,COVER CHAIN	PAGE NO.: 35
	

PLATE NO. : 26 SWING ARM / RR. SHOCK ABSORBER	PAGE NO.: 32
	
PLATE NO. : 28 PILLION FOOT REST / HOLDER	PAGE NO.: 34
	
PLATE NO. : 30 STAND ASSEMBLY	PAGE NO.: 36
	

Pictorial Index

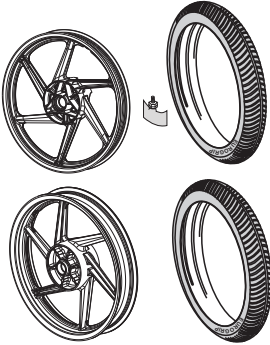
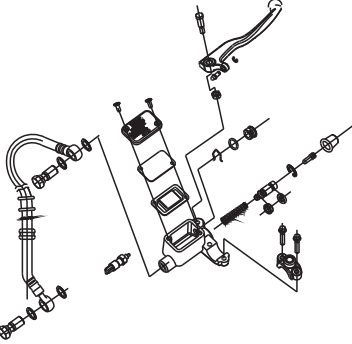
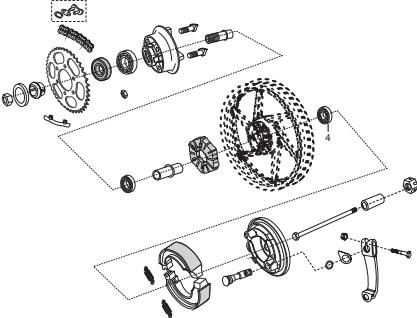
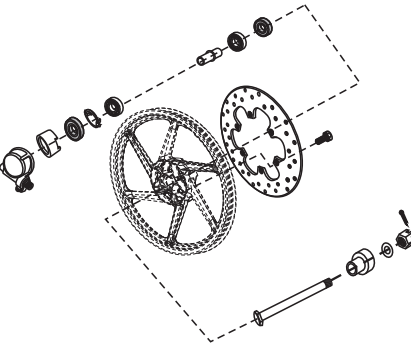
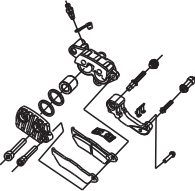
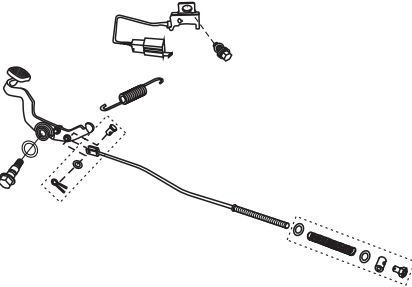
PLATE NO. : 31 TYRE / TUBE / RIM	PAGE NO.: 37
	
PLATE NO. : 33 FRONT MASTER CYLINDER	PAGE NO.: 39
	
PLATE NO. : 35 REAR HUB	PAGE NO.: 41 & 42
	

PLATE NO. : 32 FRONT HUB	PAGE NO.: 38
	
PLATE NO. : 34 FRONT DISC BRAKE	PAGE NO.: 40
 <ul style="list-style-type: none"><li>PISTON SEAL</li><li>ROSET SEAL</li><li>BLEEDER CAP</li><li>PROTECTION BOOT</li><li>REGULATOR</li><li>CLIPPER PISTON</li><li>BLEEDER SCREW</li><li>PISTON SPRING</li></ul>	
PLATE NO. : 36 REAR BRAKE PADAL	PAGE NO.: 43
	

Pictorial Index

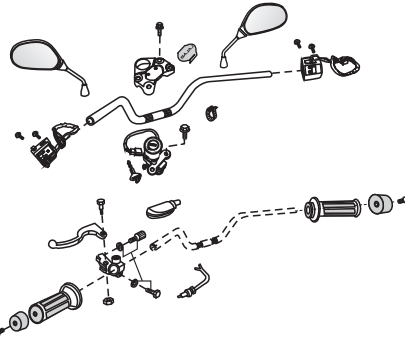
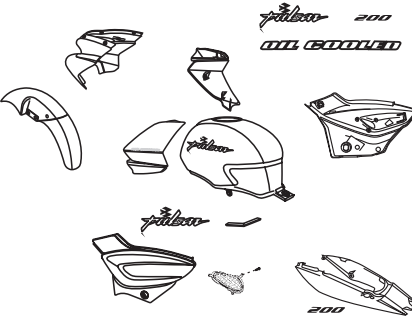
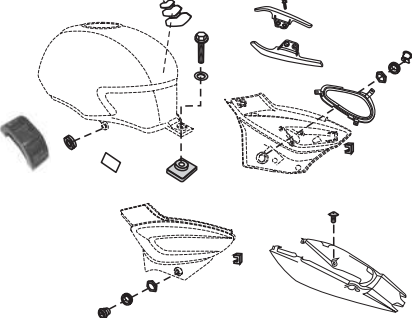
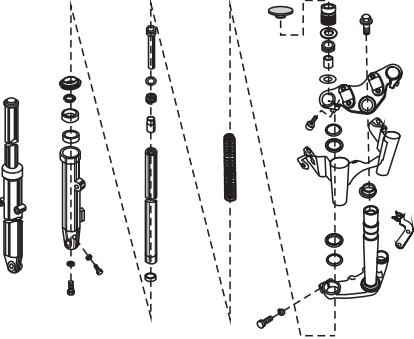
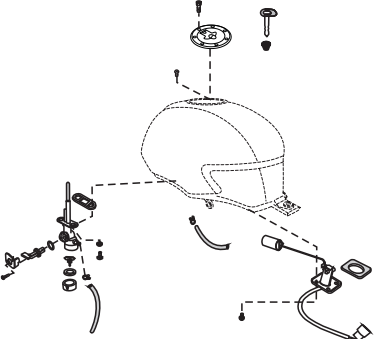
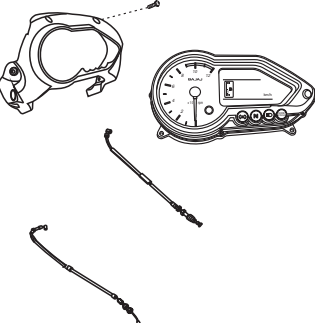
PLATE NO. : 37 HANDLE BAR	PAGE NO.: 44 & 45
	
PLATE NO. : 39 PAINTED PARTS & DECALS	PAGE NO.: 48, 49, 50
	
PLATE NO. : 41 FITTINGS P. TANK, SIDE COVER & COVER SEAT	PAGE NO.: 52
	

PLATE NO. : 38 FRONT FORK	PAGE NO.: 46 & 47
	
PLATE NO. : 40 CAP TANK & GAUGE FUEL	PAGE NO.: 51
	
PLATE NO. : 42 METER ASSEMBLY & CONTROL CABLES	PAGE NO.: 53
	

Pictorial Index



PLATE NO. : 43	PAGE NO.:
HEAD LAMP & FAIRING	54

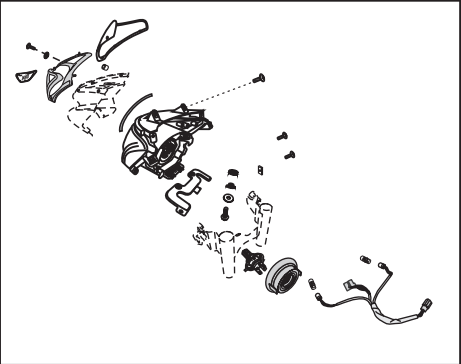


PLATE NO. : 45	PAGE NO.:
TAIL LAMP ASSLY / FR & RR NO. PLATE	56


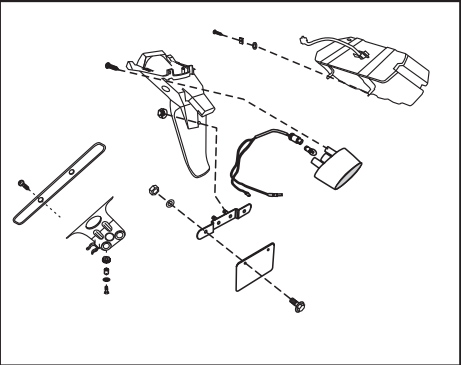


PLATE NO. : 44	PAGE NO.:
INDICATOR LIGHT ASSEMBLY	55

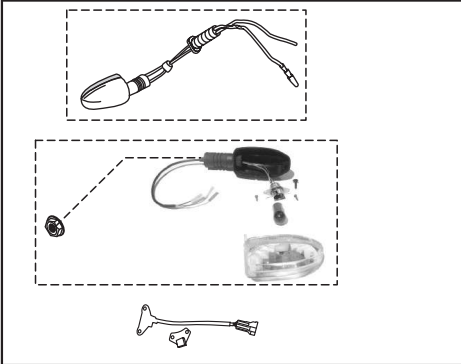

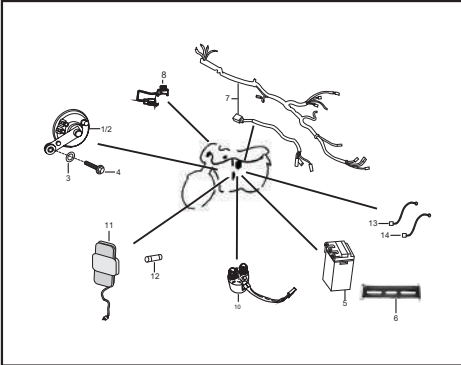
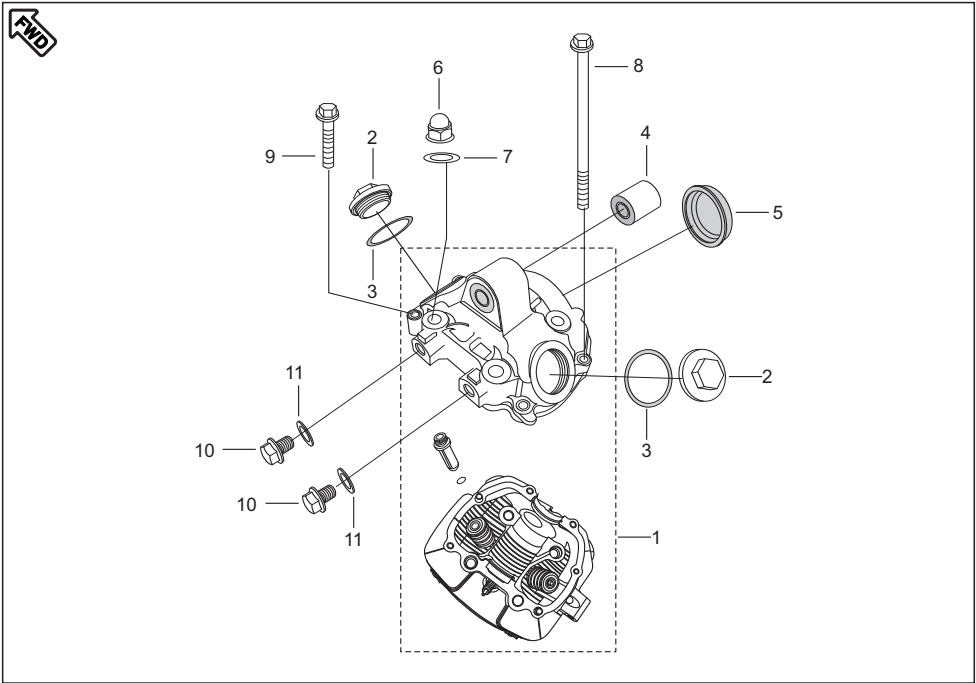


PLATE NO. : 46	PAGE NO.:
ELECTRICAL EQUIPMENTS	57

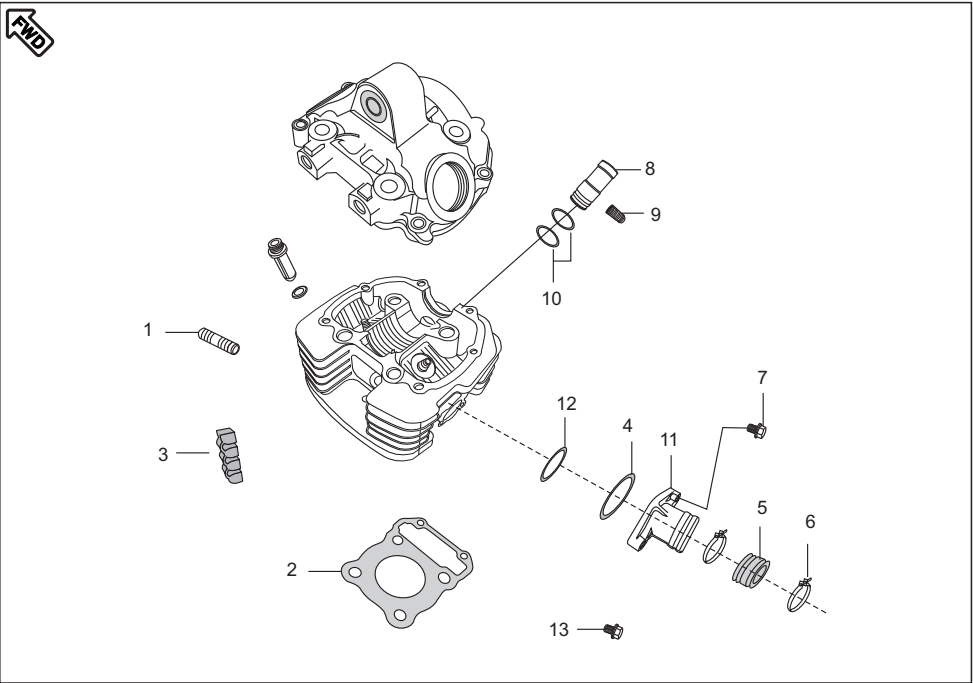




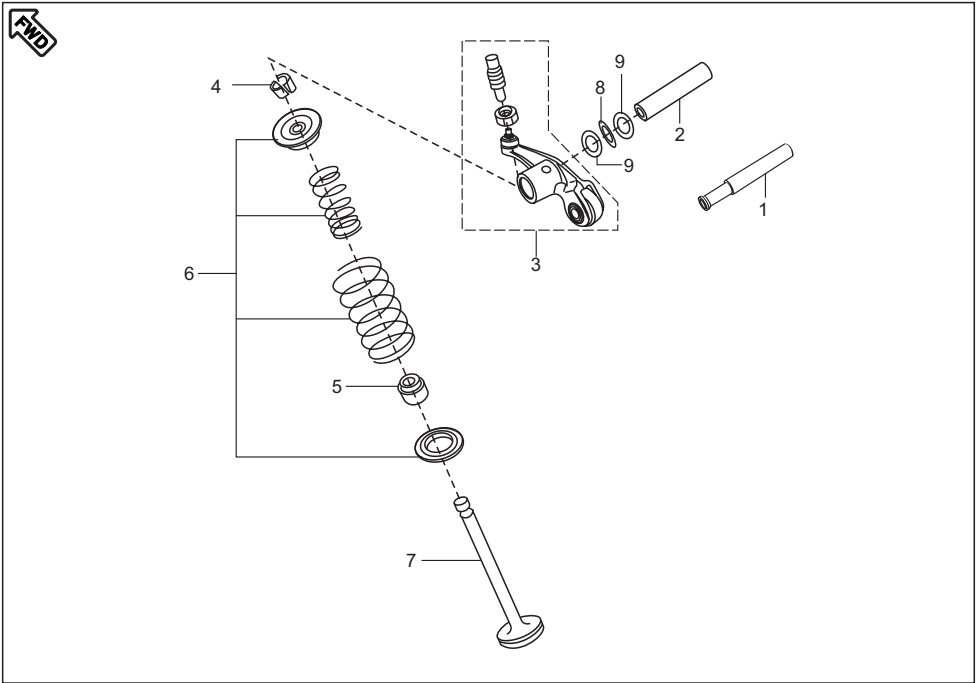


No.	Part No.	Description	Qty/ Veh.	Remarks
1	JC 1010 36	Head Cylinder with Cover	1	Ref. page no. 60
2	DJ 1012 17	Cover Tappet	2	
3	36 DS10 01	'O' Ring Kit for Cover Cyl. Head	1	
4	DS 1011 66	Silent Bush (V)	1	
5	DS 1010 96	Camshaft Cap	1	
6	39 2647 15	Domed Cap Nut	4	
7	DS 1010 84	Copper gasket	4	
8	39 2532 04	Hex. Bolt with Flange	2	
9	39 1075 04	Hex. Bolt with Flange	4	
10	DH 1012 72	Plug	2	
11	31 1011 06	Washer	2	Alt. DG101498

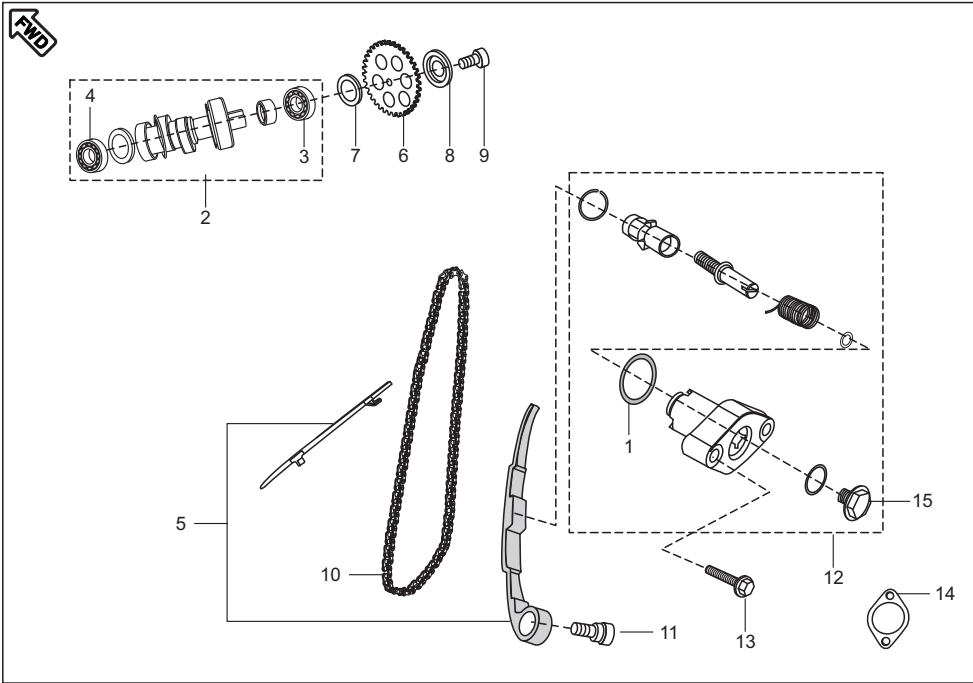




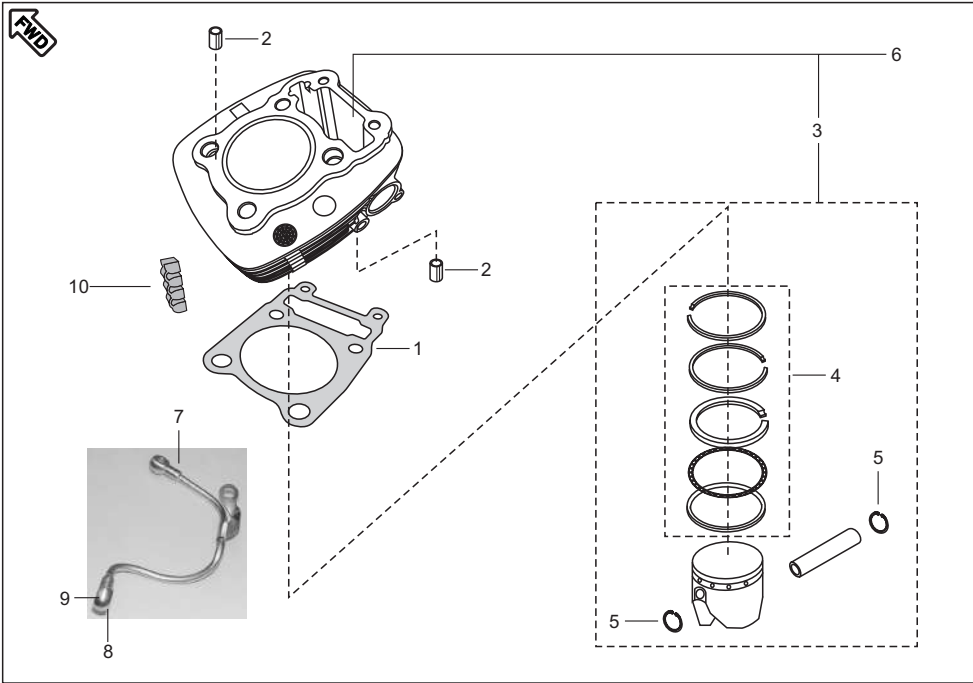
No.	Part No.	Description	Qty/ Veh.	Remarks
1	39 1660 05	Stud (Exhaust)	2	
2	DK 1010 03	Gasket Cylinder Head	1	
3	DH 1015 08	Damper Cylinder Head	5	
4	39 1283 21	'O' Ring	1	
5	JC 1200 03	Carburettor Insulator	1	
6	DH 1210 38	Clamp for Insulator	2	
7	39 1674 04	Hex. Bolt / Flange	2	
8	DH 1110 12	Sleeve - Spark Plug	1	
9	39 2608 01	Grub Screw	1	For Sleeve Spark Plug
10	36 DS10 01	'O' Ring Kit for Cover Cyl. Head	1	Ref. page no. 60
11	JC 1200 01	Manifold	1	
12	59 2100 08	"O" ring insulator	1	
13	39 1674 04	Hex bolt with flange	2	Manifold mtg.



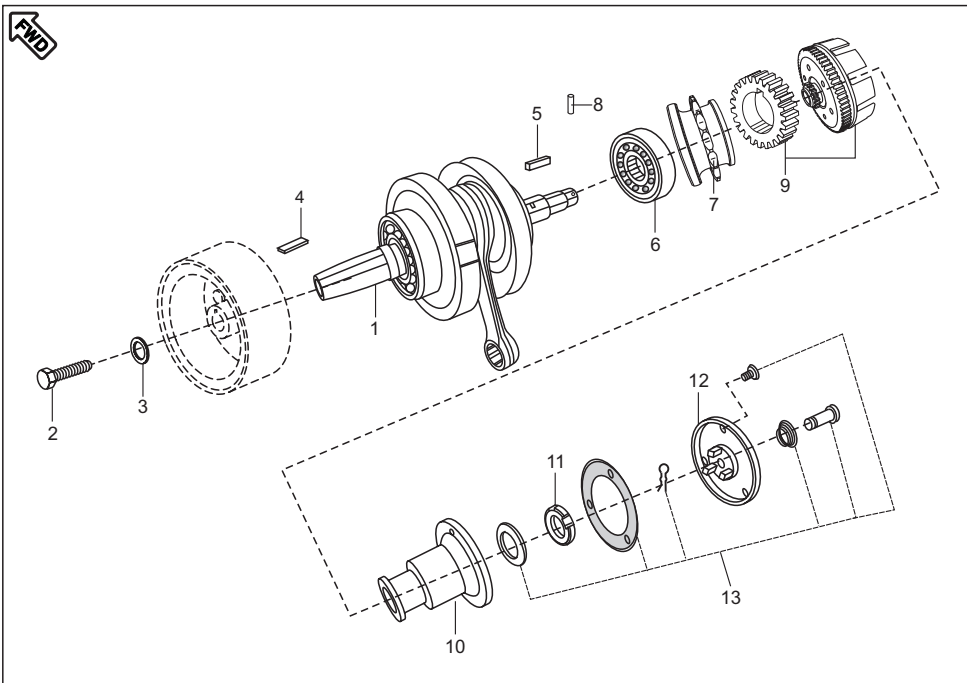
No.	Part No.	Description	Qty/ Veh.	Remarks
1	DS 1013 35	Rocker Arm Shaft - Intake	1	
2	DS 1013 36	Rocker Arm Shaft - Exhaust	1	
3	DS 1013 33	Rocker Arm with roller	2	
4	DG 1010 29	Cotter valve	4	
5	39 2017 19	Seal valve stem	2	
6	DK 1013 26	Valve Repair Kit	1	Refer Page No.60
7	DK 1013 27	Valve Kit	1	
8	DS 1013 66	Wave washer	2	
9	59 1100 02	Plain washer	4	



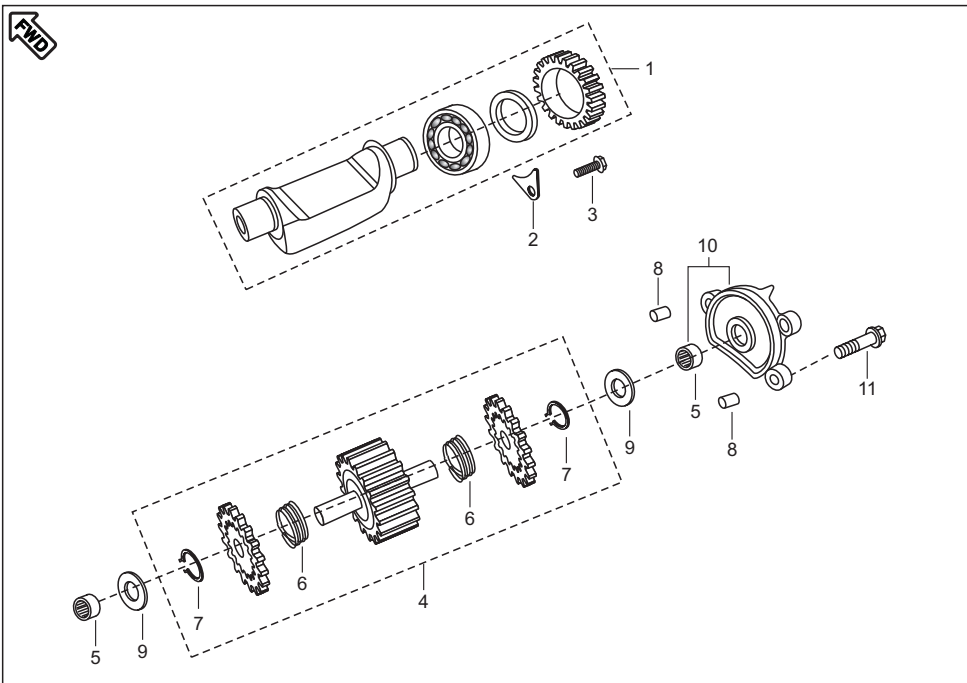
No.	Part No.	Description	Qty/ Veh.	Remarks
1	39 2669 21	Ring 'O'	1	
2	JC 1010 22	Camshaft Assembly	1	
3	39 2542 20	Bearing cam RH side	1	
	JC 1010 86	Bearing cam RH side	1	From 24Nov08 (D13)
4	39 1880 20	Bearing cam LH side	1	
	JC 1010 85	Bearing cam LH side	1	From 24Nov08 (D13)
5	JC 1010 38	Guide chain Kit	1	Ref. page no. 60
6	DS 1012 76	Sprocket cam Driven (32 T)	1	
7	DH 1014 12	Collar cam Sprocket	1	
8	DH 1010 48	Special camshaft washer	1	
9	59 0400 31	Hex. Soc. Head cap Bolt	1	
10	JC 1010 35	Cam Chain	1	
11	DH 1013 92	Cam chain Tensioner pivot Bolt	1	
12	JC 1010 34	Tensioner Assly	1	
13	39 1673 04	Hex Bolt / Flange	2	
14	CS 1011 28	Tensioner assly. gasket	1	
15	DD 1010 62	Bolt	1	



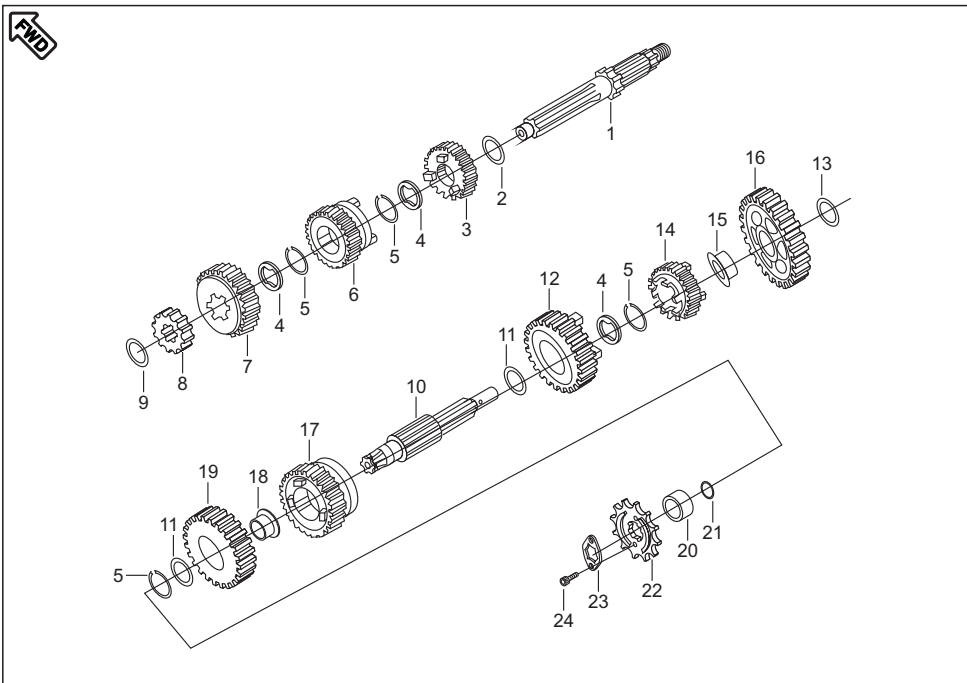
No.	Part No.	Description	Qty/ Veh.	Remarks
1	DK 1010 63	Gasket Cylinder	1	
2	39 2181 06	Pin dowel	4	
3	JC 1010 12	Piston Assly. Std.	1	
4	DK 1013 28	Ring Set Piston	1	
5	39 2132 17	Ring Snap	2	
6	JC 1010 37	Cylinder Block & Piston Assly	1	
7	DK 1012 38	Assly. Oil Pipe	1	
8	DD 1210 07	BOLT M8x1.25PxL20L, Banjo	2	
9	DK 1012 37	Washer copper	4	
10	DH 1014 14	Damper	6	



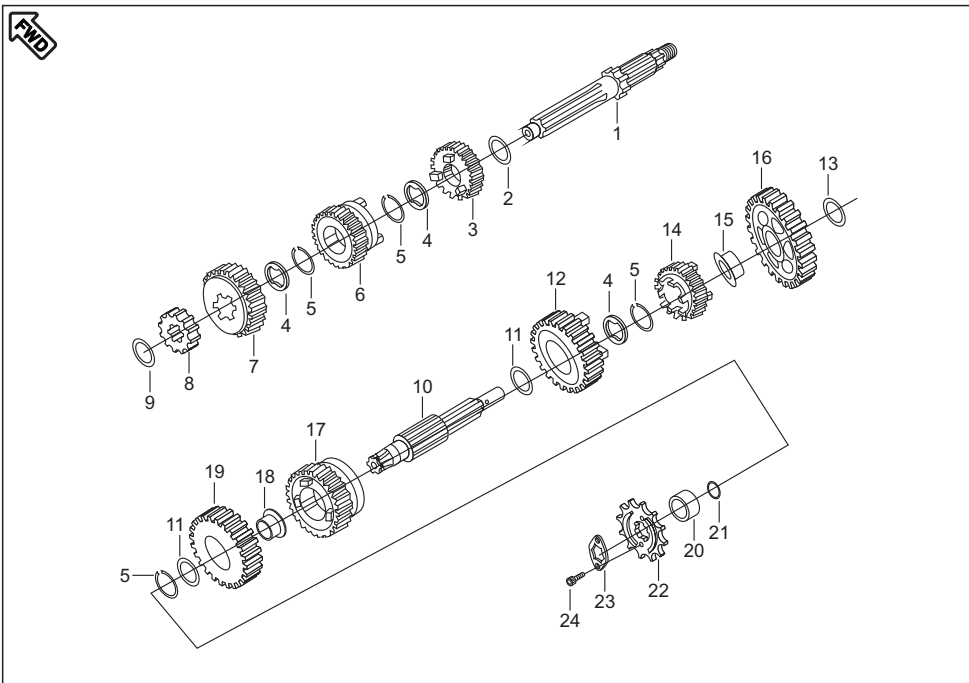
No.	Part No.	Description	Qty/ Veh.	Remarks
1	JC 1010 01	Crankshaft assly. comp.	1	
2	39 2183 04	Bolt	1	
3	39 2165 11	Plain washer	1	
4	31 1011 73	Key woodruff	1	
5	DS 1011 54	Parallel key	1	
6	39 1931 20	Bearing ball 28x68x18	2	Ref. page no. 61
7	DK 1012 48	Sprocket cam drive (16 T)	1	
8	39 2203 07	Parallel pin	1	
9	36 DK00 29	Set primary driver driven	1	
10	DH 1010 64	Body centrifugal oil filter	1	
11	DH 1011 95	Nut primery drive	1	Ref. page no. 60
12	DH 1010 65	Cover centrifugal oil filter	1	
13	36 DK00 07	Kit centrifugal oil filter	1	



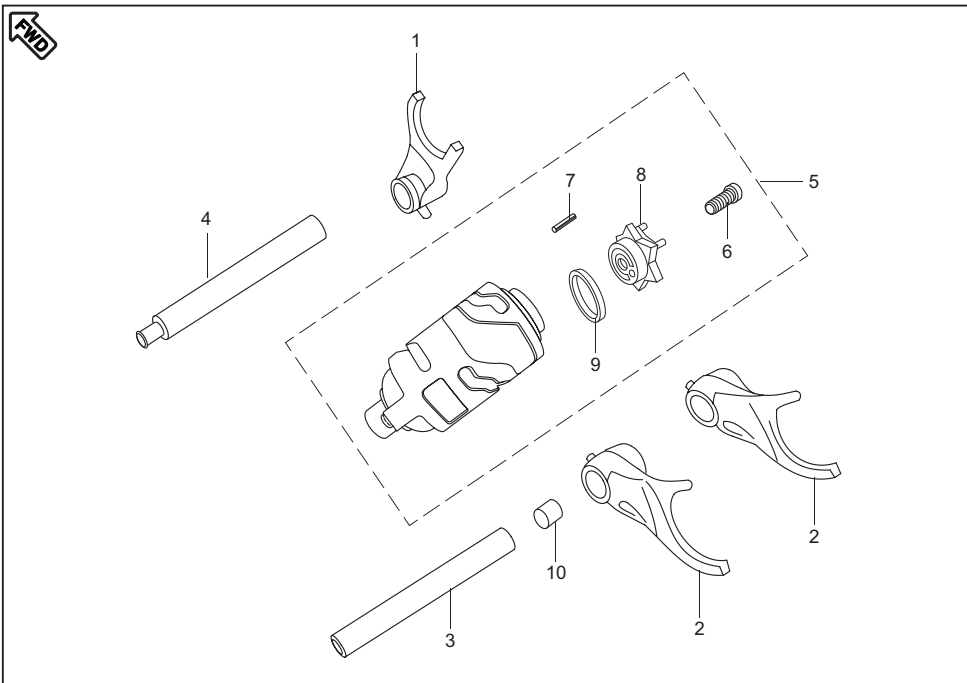
No.	Part No.	Description	Qty/ Veh.	Remarks
1	DJ 1010 22	Body Balancer Assly.	1	Alt. DH101432
2	DH 1010 72	Bearing stopper	1	
3	39 1672 04	Bolt	1	
4	DJ 1011 34	Assly. Balancer Idler Gear comp.	1	
5	39 2152 20	Needle roller bearing	2	
6	DJ 1011 33	Spring torsion Balancer Idler	2	
7	39 2557 17	Circlip ext.	2	
8	39 1686 06	Dowel Pin	2	
9	39 1620 11	Spring steel washer	2	
10	52 DH01 77	Balancer Idler Holder	1	
11	39 1674 04	Hex bolt with flange	3	



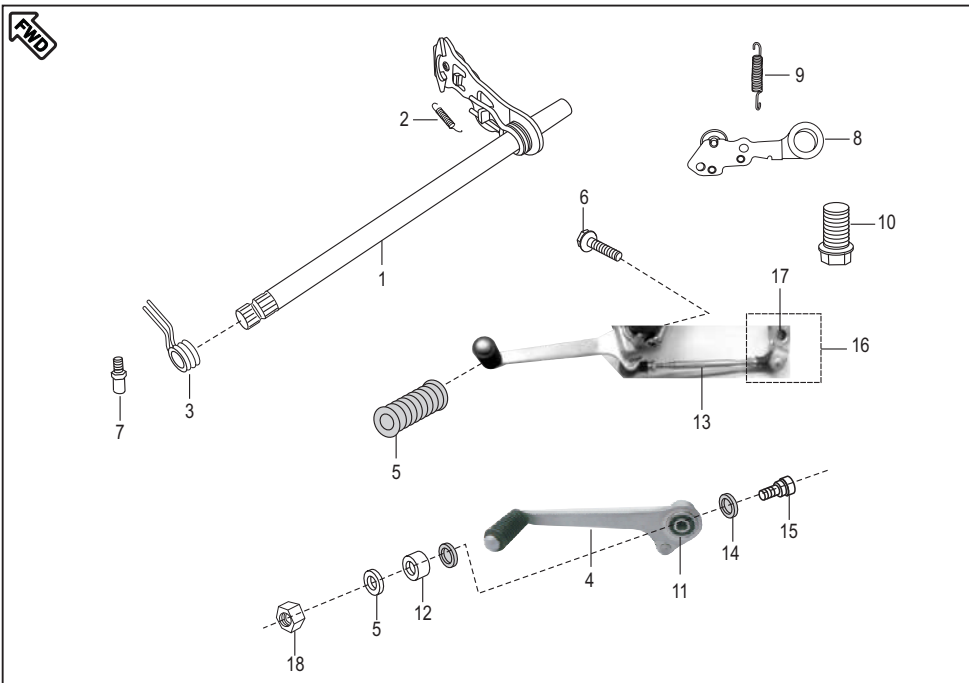
No.	Part No.	Description	Qty/ Veh.	Remarks
1	DK 1011 25	Shaft Input Transmission	1	From 31Jan09 (D16)
	DK 1014 71	Shaft Input Transmission	1	
2	39 2158 11	Washer plain	2	
3	DK 1011 03	Gear 4th Drive	1	
4	DH 1010 79	Washer Spline	3	
5	DH 1012 35	External Circlip	4	
6	DK 1011 02	Gear 3rd Drive	1	
7	DK 1011 04	Gear 5th drive	1	
8	DH 1010 84	Gear 2nd drive	1	
9	39 2160 11	Plain washer	1	
10	DK 1011 44	Shaft output Transmission Assly.	1	
11	DH 1013 36	Washer Thrust	2	
12	DK 1011 05	Gear 3rd Driven	1	
13	DH 1010 79	Washer spline	2	
14	DK 1011 06	Gear 4th Driven	1	
15	DH 1011 11	Bush 1st driven	1	



No.	Part No.	Description	Qty/ Veh.	Remarks
16	DK 1011 18	Gear 1st driven	1	
17	DK 1011 07	Gear 5th Driven	1	
18	DH 1013 19	Bush 2nd driven	1	
19	DH 1013 33	Gear 2nd Driven	1	
20	DK 1012 45	Collar Sprocket	1	
21	30 1010 61	'O' Ring Sprocket Coller	1	
22	DV 1010 48	Sprocket Drive	1	
23	DJ 1010 63	Plate Drive Sprocket	1	
24	39 1062 04	Bolt flange	2	

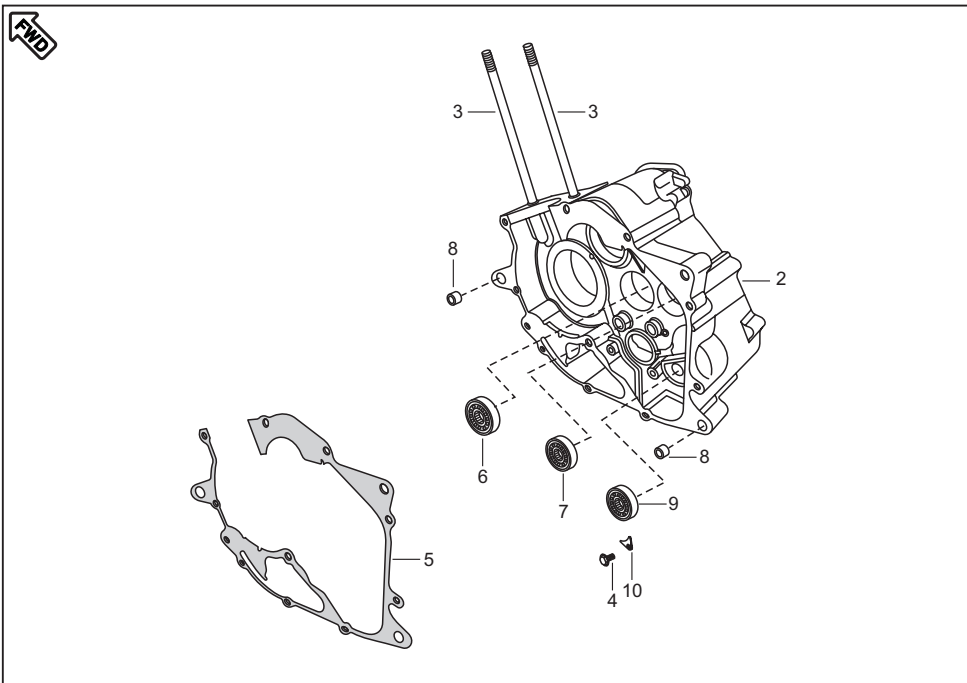


No.	Part No.	Description	Qty/ Veh.	Remarks
1	DK 1011 59	Fork Gear Shift Input	1	From 15Apr09 (D18)
2	DK 1011 60	Fork Gear Shift output	2	
3	DH 1011 46	Shaft Gear Shift Fork	1	
4	DH 1014 93	Shaft Gear Shift Fork	1	
5	DK 1011 57	Drum comp. Gear Shift	1	
	DK 1013 82	Drum comp. Gear Shift	1	
6	39 0972 04	Bolt Socket M6	1	
7	39 2606 07	Parallel pin	1	
8	DK 1013 61	Guide Gear Shifter	1	
9	DH 1014 96	Spacer	1	
10	DK 1011 35	Bush Fork Gear Shift	3	

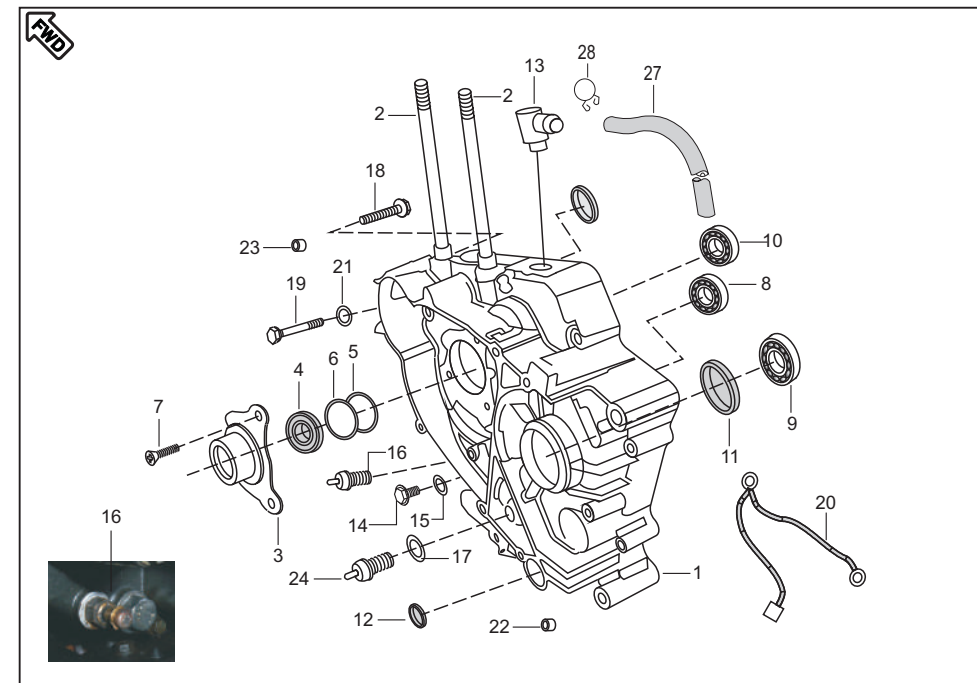


No.	Part No.	Description	Qty/ Veh.	Remarks
1	DH 1017 05	Lever comp. Gear Shifter	1	
2	DH 1017 14	Spring Slider Arm Reset	1	
3	DH 1011 44	Spring Gear Shifter Return	1	
4	DK 1011 82	Lever gear shift	1	
5	DH 1015 09	Damper	1	
6	39 2453 04	Flanged Bolt	1	
7	DH 1013 93	Bolt Gear Shift drum Stopper	1	
8	DH 1015 03	Stopper Gear Shifter Drum	1	
9	DK 1012 53	Spring Gear Shifter Drum Stopper	1	
10	DH 1013 94	Bolt Shift Change	1	
11	39 1998 19	Oil seal	2	
12	DK 1011 87	Collar	1	
13	DK 1011 80	Assembly tie rod	1	
14	DK 1011 85	Washer pivot	1	
15	DK 1011 86	Pivot bolt	1	
16	DK 1011 77	Assembly Lever Change Arm	1	
17	DK 1011 84	Boss lever change	1	
18	39 2383 15	Flange nut	1	
19	JC 1910 09	Bolt Brake Pedal	1	

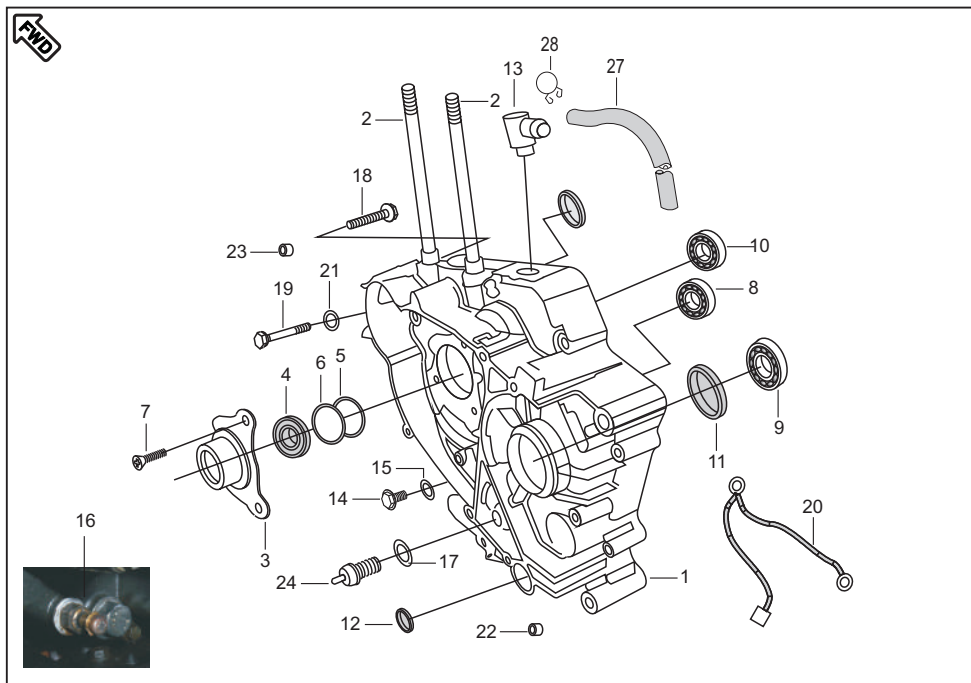
N.I.



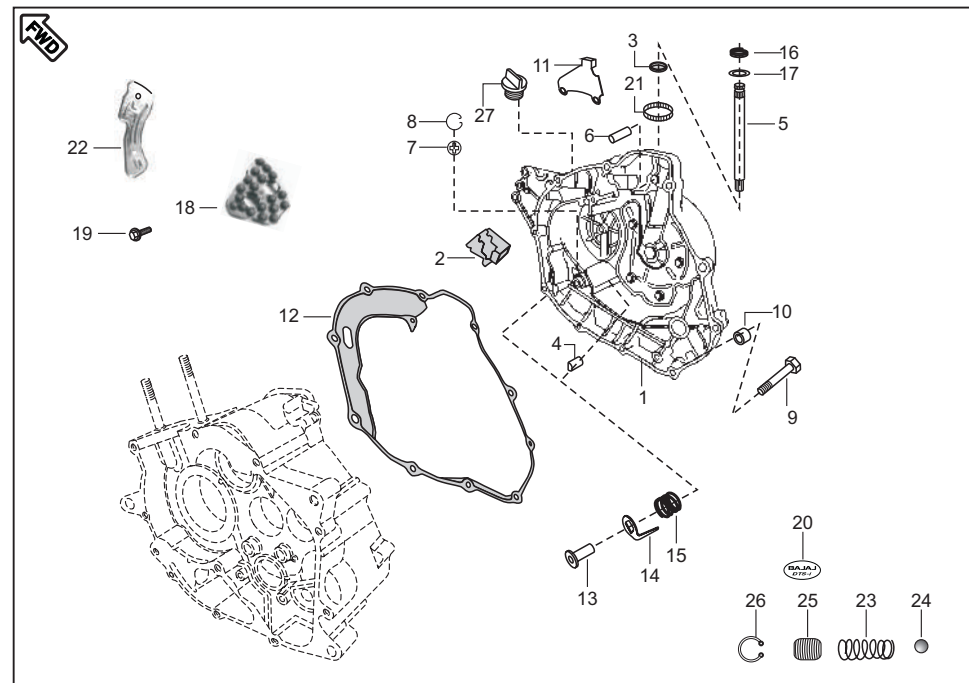
No.	Part No.	Description	Qty/ Veh.	Remarks
1	JC 1010 18	Engine Assly. with starter motor	1	N I
2	JC 1010 29	Crankcase RH	1	
3	59 0500 08	Stud	2	
4	DH 1013 83	Bolt Flanged	1	
5	DH 1010 06	Gasket Crankcase	1	
6	39 2583 20	Bearing Ball (For Input shaft)	1	
7	39 2601 20	Bearing Ball (For Output shaft)	1	
8	39 2180 06	Dowel Pin	2	
9	59 2000 27	Bearing NRB HK 1516 (15x21x16)	1	
10	DH 1014 87	Plate Stopper	1	



No.	Part No.	Description	Qty/ Veh.	Remarks
1	JC 1010 16	Crankcase LH	1	From 15Apr09 (D18)
2	JC 1010 45	Crankcase LH	1	
3	59 0500 08	Stud	2	
4	DK 1010 94	Guide starter assly	1	
5	39 2188 19	Oil Seal	1	
6	59 2100 06	O' Ring	1	
7	DK 1010 97	Damper	1	
8	39 0752 01	C' Sunk Head Screw	3	
9	39 2603 20	Bearing Ball (For Input shaft)	1	
10	59 2000 06	Bearing Ball (For Output shaft)	1	
11	39 2185 20	Balancer LH Bearing	1	Alt. DG101498
12	30 1010 14	Oil Seal (For Output shaft)	1	
13	39 2190 19	Oil Seal (For Shift lever)	1	
14	DH 1012 03	Breather pipe	1	
15	DH 1016 61	Plug (Drain Bolt)	1	
16	31 1011 06	Gasket (For Drain Bolt)	1	

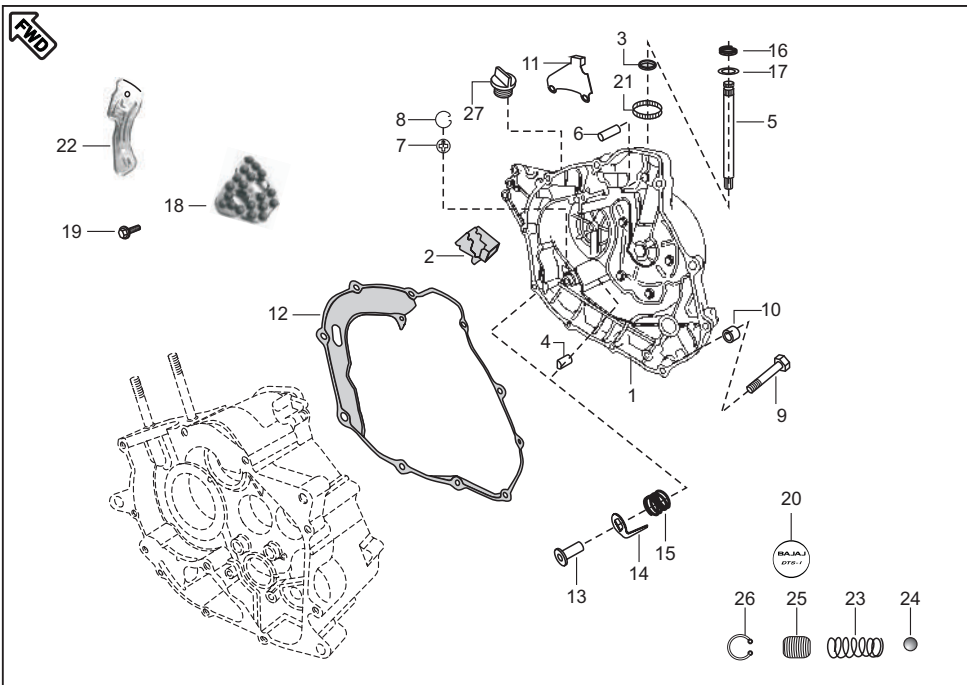


No.	Part No.	Description	Qty/ Veh.	Remarks
16	DK 1011 24	Sensor thermal with gasket	1	From 15Apr09 (D18)
17	DH 1017 84	Gasket neutral switch	1	
18	39 1013 21	'O' ring (ID 9.8X1.9)	1	
19	39 1677 04	Bolt	8	
20	39 2305 04	Bolt	1	
	DJ 2010 21	Cable assly. (Battery to Earth)	1	
21	39 2448 11	Plain Washer	1	From 15Apr09 (D18) From 15Apr09 (D18) N.I.
22	39 2180 06	Hallow dowel pin	2	
23	39 2181 06	Hallow dowel pin	2	
24	31 2010 81	Switch Comp. (Neutral)	1	
	DK 1013 80	Switch Comp. (Neutral)	1	
25	39 1672 04	Flanged bolt (M6x16)	1	
26	39 1013 21	O Ring	1	(For DK101380) N.I.
27	DH 1012 46	Rubber tube	1	
28	28 1011 74	Spring clip	2	

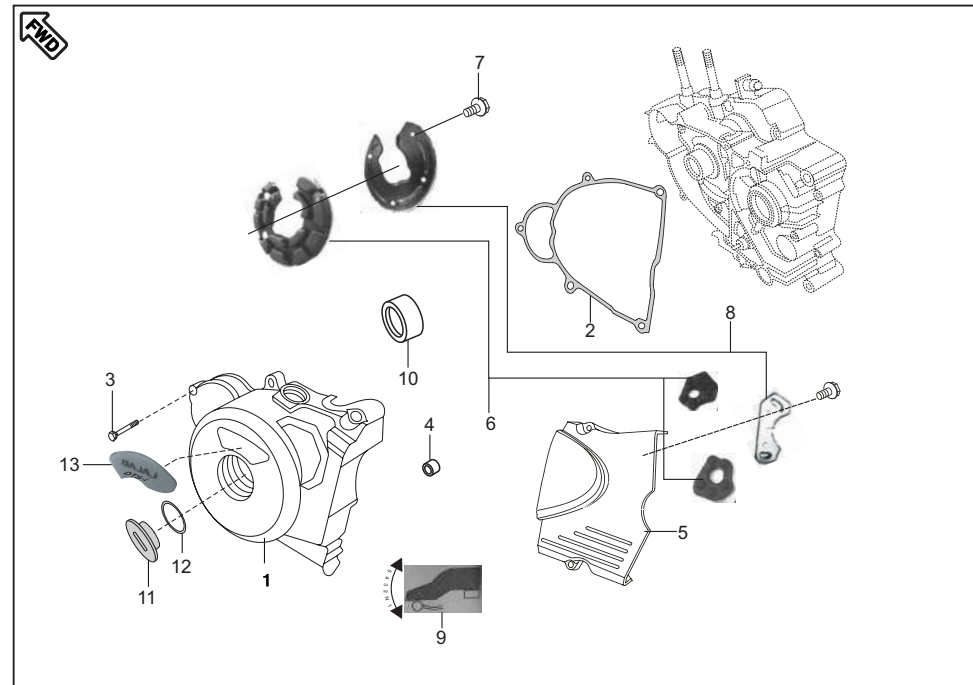


No.	Part No.	Description	Qty/ Veh.	Remarks
1	JC 1010 30	Cover comp RH	1	
2	DH 1011 97	Grommet Breather	1	
3	39 1041 19	Oil Seal	1	
4	DH 1011 41	Rack	1	
5	DH 1011 42	Shaft clutch release	1	
6	DK 1012 51	Parallel pin	1	
7	DG 1014 18	Gauge	1	
8	DS 1012 15	Wire circlip	1	
9	DS 1013 53	Bolt	10	
10	39 0999 06	Pin Dowel	2	
11	DK 1012 52	Bracket Clutch Cable	1	
12	DH 1011 54	Gasket cover RH	1	
13	DH 1210 15	Plunger Oil	1	
14	DH 1210 11	Plate Plunger Oil	1	
15	DH 1210 12	Spring Joint 'A'	1	

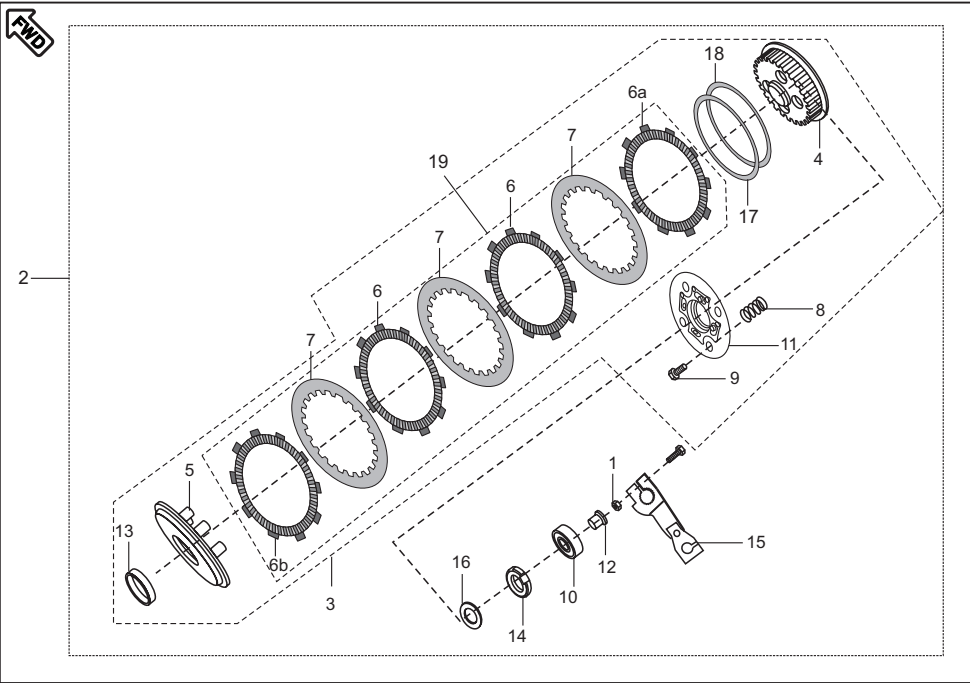




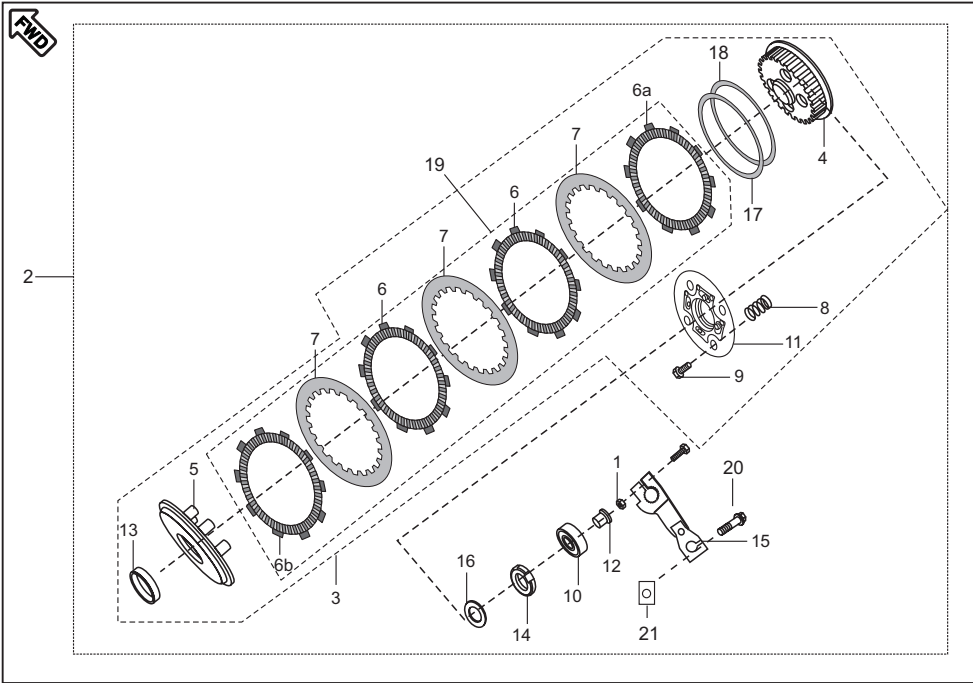
No.	Part No.	Description	Qty/ Veh.	Remarks
16	DH 1015 44	Spring torsion clutch lever	1	Fitted on Cover comp. RH
17	39 2443 11	Washer	1	
18	DH 1015 10	Damper	1	
19	DH 1013 88	Flanged Bolt	8	
20	JC 1010 40	'bajaj' Decal	1	From 31Jan09 (D16)
21	39 1990 20	NRB	2	
22	DH 1014 82	Plate	1	
23	DK 1011 22	Spring relief valve	1	
24	30 1012 36	Ball steel	1	From 31Jan09 (D16) N.S.
25	DK 1011 23	Pressure relief valve	1	
	DK 1014 65	Pressure relief valve	1	
26	39 2547 17	Intrigal circlip	1	
27	DS 1012 63	Oil Filler Cap with "O" ring	1	
28	DK 1013 66	Bolt Banjo Special Clutch Cover		



No.	Part No.	Description	Qty/ Veh.	Remarks
1	DJ 1012 09	Cover Magneto	1	Refer Page No.60
2	DV 1010 42	Gasket Magneto cover	1	
3	39 2183 04	Bolt	7	
4	39 0999 06	Pin Dowel	2	
5	JC 1010 33	Cover LH RR	1	Refer Page No.60
6	36 DH10 06	Set Damper	1	
7	DH 1013 88	Flanged Bolt	4	
8	36 DH10 07	Set of Plate	1	
9	DJ 1612 28	Gear Shift Label	1	Alt. 39128321
10	AP 1010 43	NR bearing	1	
11	DH 1011 57	Cap crank center	1	
12	39 2452 21	O ring	1	
13	DH 1013 23	Decal cover magneto	1	

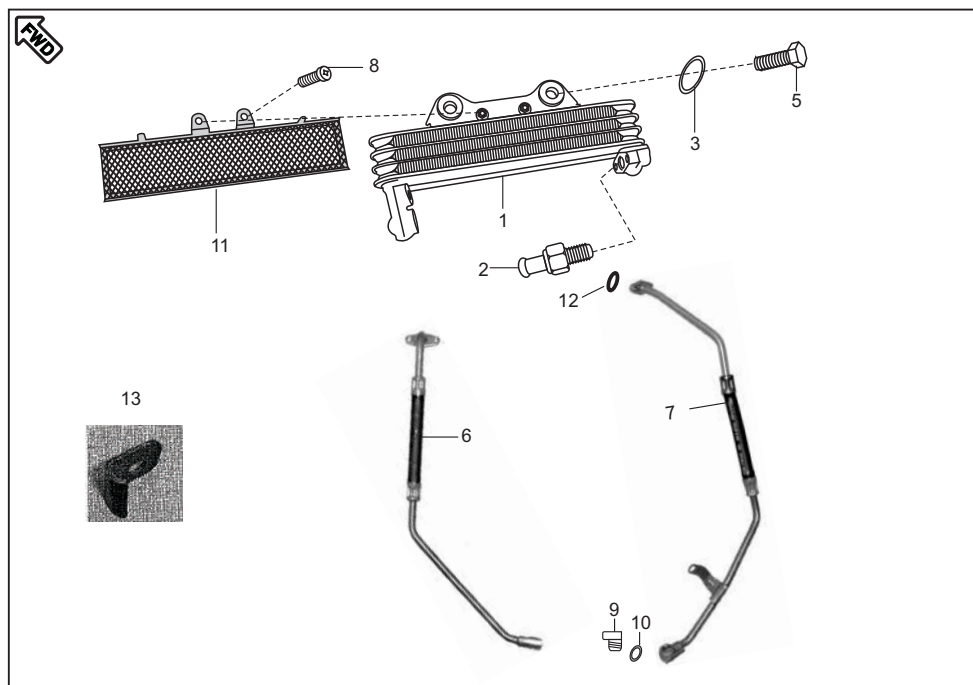


No.	Part No.	Description	Qty/ Veh.	Remarks
1	DH 1012 75	Special Nut	1	
2	DK 1010 73	Clutch assembly comp.	1	
	DK 1015 60	Clutch assembly comp.	1	From 31Jan09 (D16)
3	DK 1010 75	Clutch Plate Assly	1	
	DK 1015 63	Clutch Plate Assly		From 31Jan09 (D16)
4	DK 1010 01	Clutch Center		
	DK 1015 64	Clutch Center	1	From 31Jan09 (D16)
5	DK 1011 63	Plate Clutch pressure	1	
	DK 1015 69	Plate Clutch pressure	1	From 31Jan09 (D16)
6	DK 1011 49	Disc Clutch friction	4	
	DK 1015 66	Disc Clutch friction	4	From 31Jan09 (D16)
6a	DK 1011 50	Disc Clutch friction (B type)	1	
	DK 1015 68	Disc Clutch friction (B type)	1	From 31Jan09 (D16)
6b	DK 1012 55	Disc Clutch friction (C type)	1	
	DK 1015 67	Disc Clutch friction (C type)	1	From 31Jan09 (D16)
7	DK 1011 51	Plate Clutch	4	
	DK 1015 65	Plate Clutch	4	From 31Jan09 (D16)
8	DK 1011 52	Spring Clutch Capacity	4	
	DK 1015 72	Spring Clutch Capacity	5	From 31Jan09 (D16)
9	DK 1011 54	Bolt M6X25 (CLS)	4	
	DK 1015 74	Bolt M6X25 (CLS)	5	From 31Jan09 (D16)



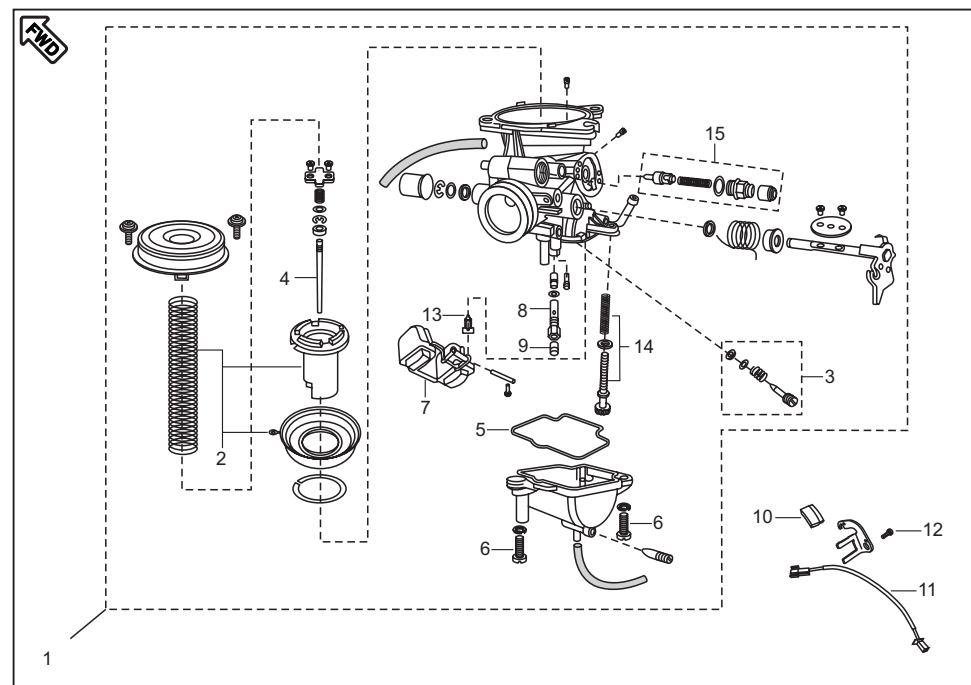
No.	Part No.	Description	Qty/ Veh.	Remarks
10	39 1880 20	Bearing Clutch lifter thrust	1	
11	DK 1013 38	Plate Clutch Lifter (CLS)	1	
	DK 1015 73	Plate Clutch Lifter (CLS)	1	From 31Jan09 (D16)
12	DK 1010 72	Rod Clutch lifter	1	
13	DK 1011 26	Spacer Clutch	1	
14	DH 1015 20	Nut Primary drive lock	1	
15	DK 1010 78	Lever Assly. Clutch	1	
	DK 1016 36	Lever Assly. Clutch	1	From 13Jul09 (D22)
16	39 2200 11	Washer Primary Drive Gear	1	
17	DK 1011 53	Seat Judder spring	1	
	DK 1015 70	Seat Judder spring	1	From 31Jan09 (D16)
18	DK 1011 55	Spring Judder	1	
	DK 1015 71	Spring Judder	1	From 31Jan09 (D16)
19	DK 1013 56	Friction clutch plate kit	1	without plate clutch
	DJ 1013 69	Friction clutch plate kit	1	From 31Jan09
20	39 1674 04	Bolt flange M6x25	1	
21	DH 1012 75	Nut special	1	

Plate No. 16 : OIL COOLER ASSEMBLY

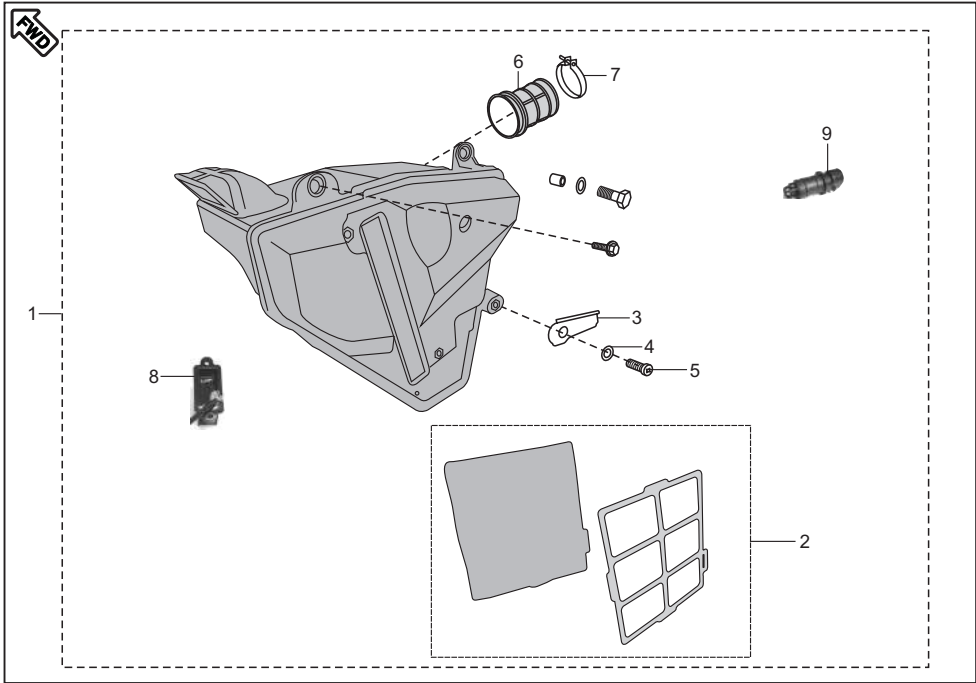
BAJAJ  
*pulsar* DTS-i  
200

No.	Part No.	Description	Qty/ Veh.	Remarks
1	DK 1011 12	Oil cooler assembly	1	Alt. 52DK0048 (with cover)
2	DK 1012 25	Switch oil pressure	1	
3	39 1661 21	O ring	1	
4	DK 1012 38	Assembly oil cooler pipe	1	N.I.
5	39 1672 04	Bolt	1	
6	DK 1012 75	Pipe inlet oil cooler	1	
7	DK 1012 76	Pipe outlet oil cooler	1	
8	39 2637 04	Hexagon head screw	1	
9	DK 1013 66	Bolt Special Banjo	2	Allen bolt
10	DK 1012 37	Gasket oil cooler pipe	4	
11	DK 1012 89	Cover Oil Cooler	1	
12	DK 1013 40	O Ring oil cooler	2	
13	JC 1610 27	Guide clutch cable	1	

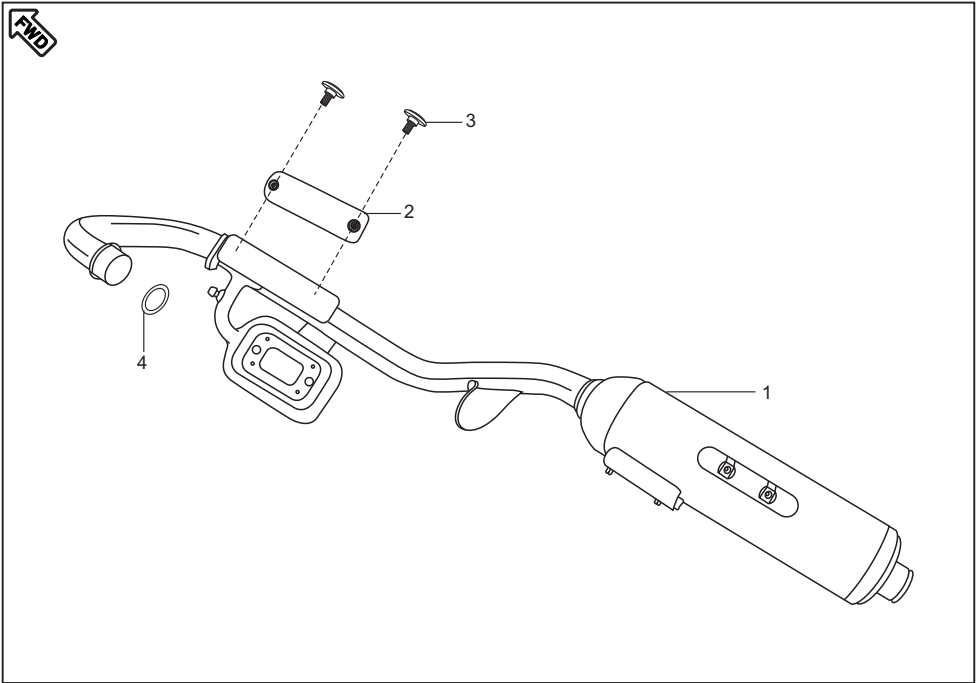
Plate No. 17 : CARBURETTOR

BAJAJ  
*pulsar* DTS-i  
200

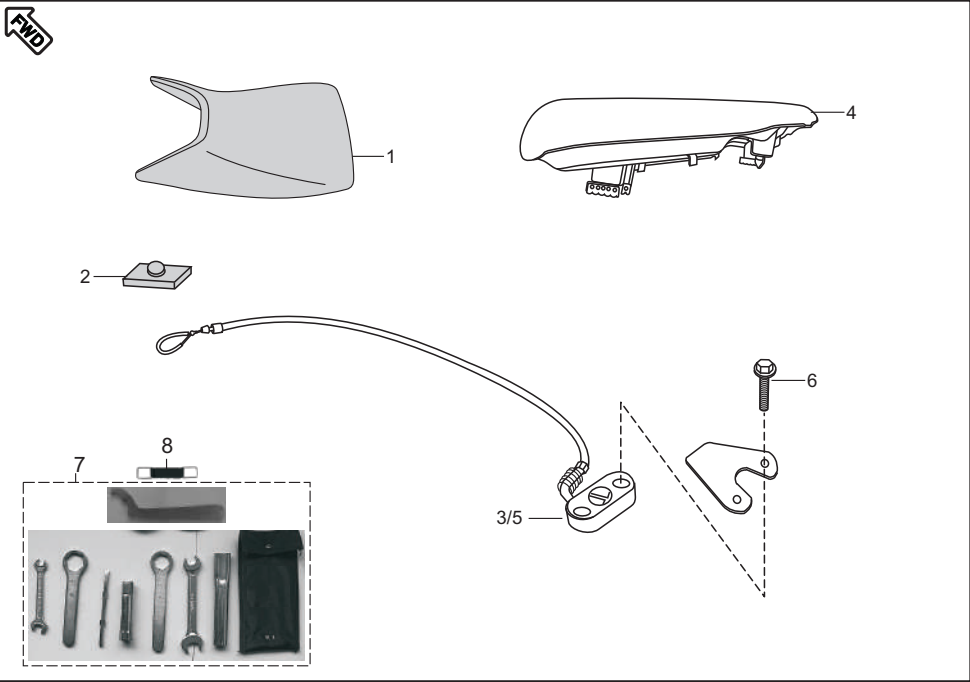
No.	Part No.	Description	Qty/ Veh.	Remarks
1	JC 1200 05	Carburettor Assly.	1	
2	DJ 1210 51	Vacuum Piston Kit	1	
3	DJ 1210 52	Idling Screw Kit	1	
4	JC 1200 09	Jet needle(JN)	1	
5	DJ 1210 53	"O" ring	1	
6	DJ 1210 54	Screw	2	
7	DJ 1210 55	Float Assly.	1	
8	JC 1200 11	Jet Holder	1	
9	JC 1200 06	Main jet	1	
10	DH 1211 01	Magnet Assly.	1	
11	DH 1211 02	Reed Switch Assly.	1	
12	39 1780 01	Pan Head Screw	2	Alt. 39084001
13	JC 1200 10	Needle Jet (NJ)P3	1	
14	DJ 1210 58	Set Adjuster (PS)	1	
15	DJ 1210 59	Set Plunger Assly.	1	
16	JC 1200 07	Air jet	1	N.I.



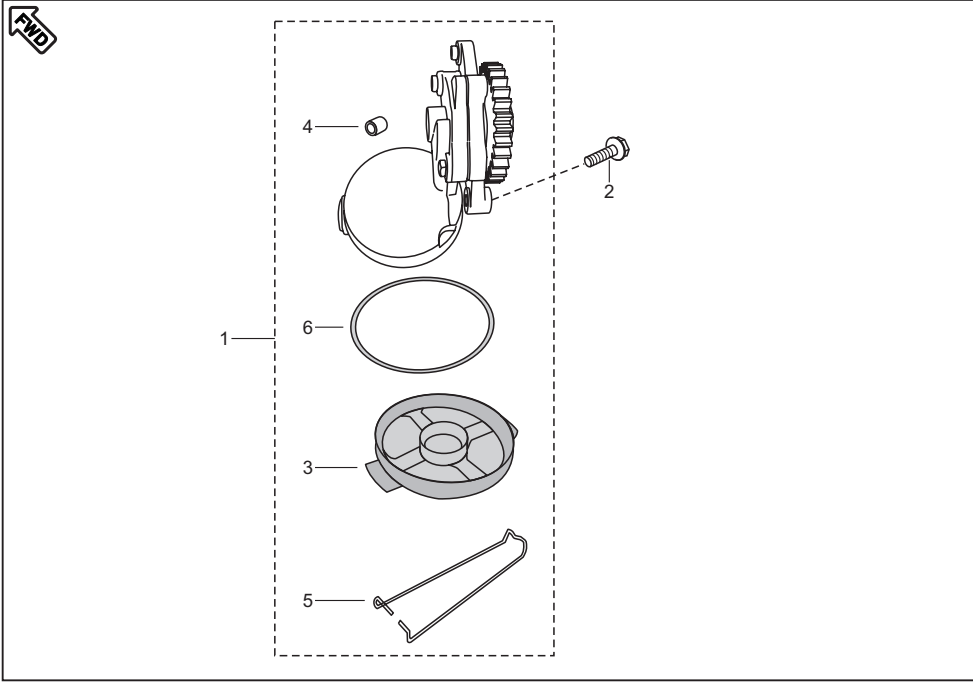
No.	Part No.	Description	Qty/ Veh.	Remarks
1	JC 1200 04	Air cleaner comp.	1	Alt. 39234501
2	DK 1210 09	Assly element filter	1	
3	DH 1210 20	Bracket lock	1	
4	39 1765 11	Plain washer	1	
5	39 0007 01	Hexagonal head screw	1	
6	JC 1200 02	Connecting tube	1	
7	CB 1210 14	Clamp	1	
8	DK 1110 10	Sensor air filter	1	



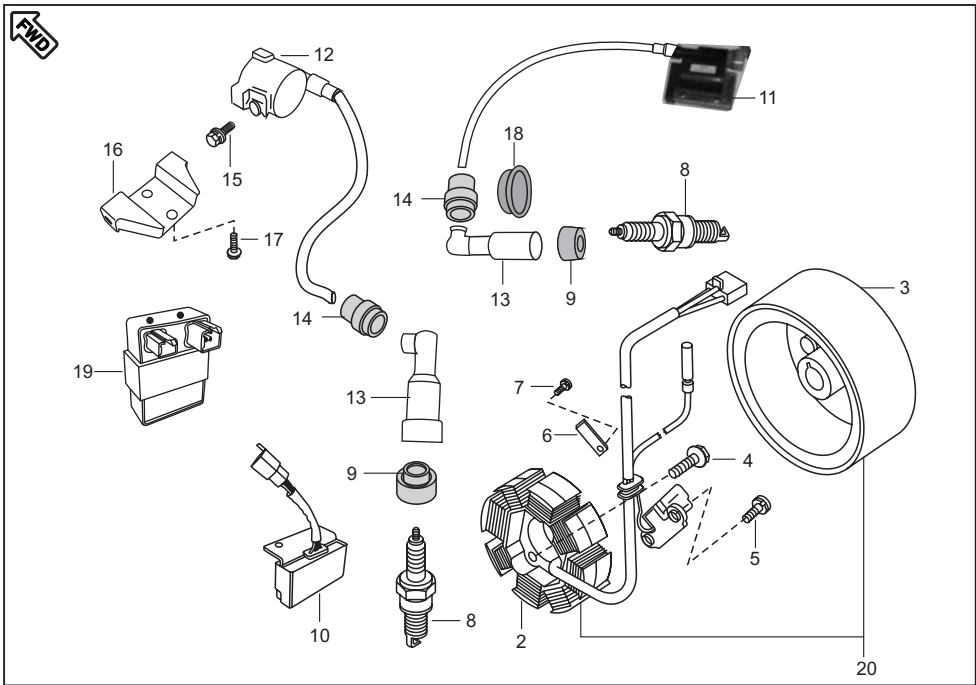
No.	Part No.	Description	Qty/ Veh.	Remarks
1	JC 1010 14	Silencer Assly.	1	without shield
	JC 1010 39	Silencer Assly. (shield can't replace)	1	From 20Aug08 (D10)
	JC 1010 83	Silencer assly. (shield can replace)	1	
2	DH 1016 08	Silencer front shield	1	N.I.
3	DH 1016 07	Truss screw	2	
4	DJ 1010 64	Gasket exhaust	1	
5	DK 1014 75	Silencer rear shield	1	N.I.
6	DK 9026 27	Nut for shield muffler	2	



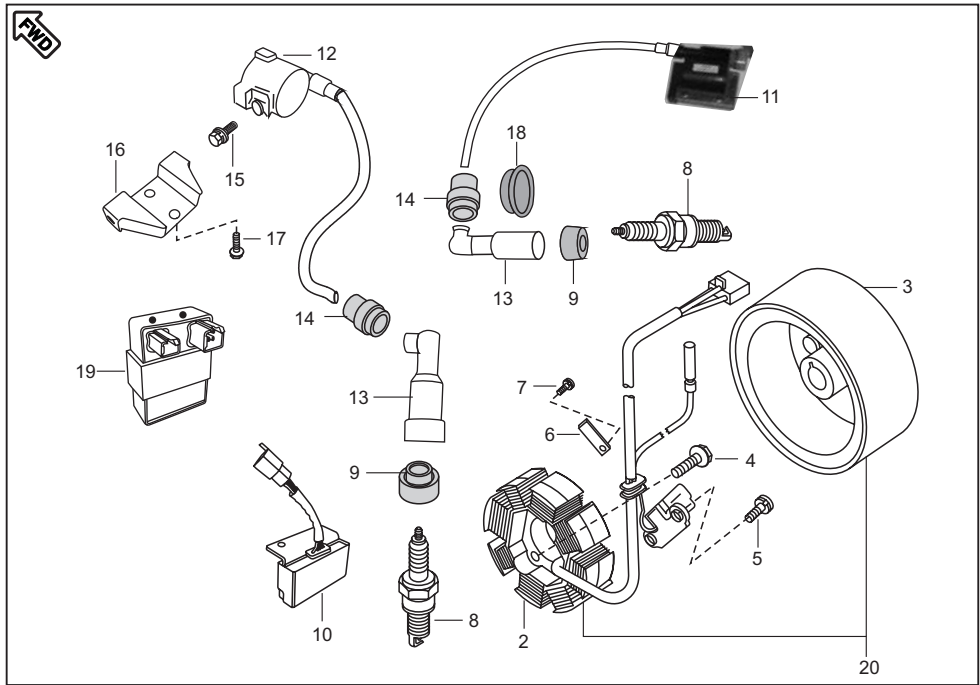
No.	Part No.	Description	Qty/ Veh.	Remarks
1	DK 2110 01	Seat Assly comp front	1	N.S.
2	DS 2110 05	Damper	2	
3	DH 1610 46	Lock Assly seat front	1	
4	DK 2110 04	Seat assly comp rear	1	
5	DK 2110 08	Lock assly seat rear	1	
6	39 1902 04	Bolt flange	2	
7	DJ 2210 06	Tool Kit with Band	1	
8	DH 2110 05	Band Tool Kit	2	



No.	Part No.	Description	Qty/ Veh.	Remarks
1	52 DH01 69	Oil Pump Assly	1	Alt. DH121001
2	39 1674 04	Hex. Bolt with flange	3	
3	DH 1210 10	Mesh filter Oil pump	1	
4	39 1686 06	Hollow dowel pin	1	
5	DH 1210 35	Clip Mesh Oil filter	1	
6	39 2194 21	'O' Ring	1	



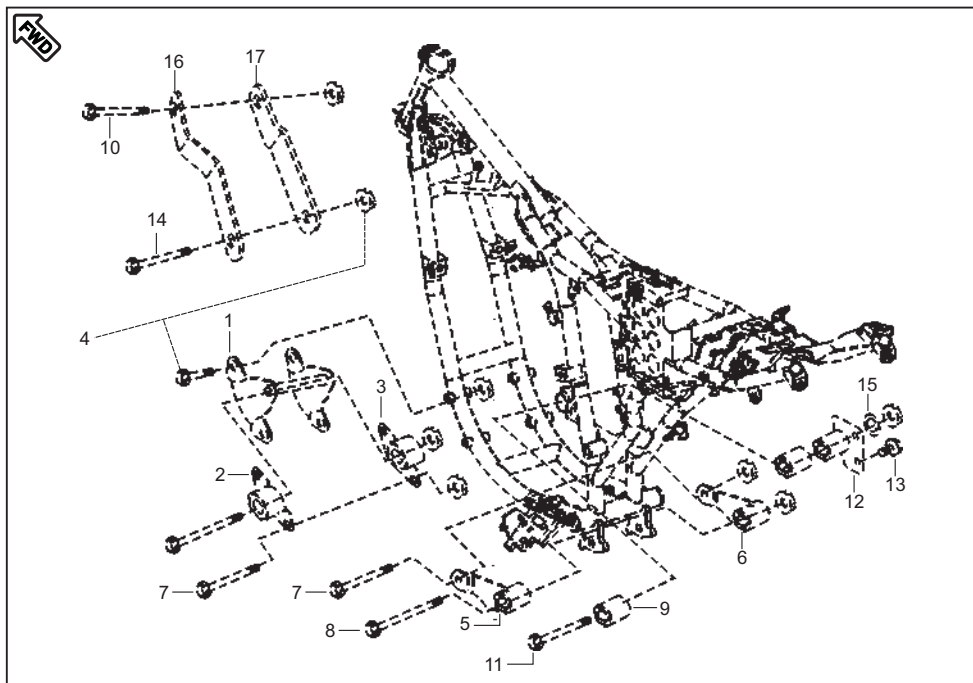
No.	Part No.	Description	Qty/ Veh.	Remarks
1	59 1000 02	Spring dowel	1	N.I.
2	DJ 1110 59	Stator Assly. comp.	1	
	DJ 1110 21	Stator Assly. comp.	1	(Old)
	DJ 1110 94	Stator Assly. comp.	1	From 18Oct08 (D12)
3	DJ 1110 61	Rotor Assly.	1	From 22Nov07 (D3)
4	39 1674 04	Hex. Bolt with Flange	2	
5	39 0761 01	Pan Head Screw	2	
6	DH 1011 99	Stopper plate (wiring harness)	1	
7	39 0746 01	Screw Pan head	1	
8	DG 1110 08	Spark Plug	2	
9	DH 1110 13	Grommet Spark Plug	2	
10	DJ 2011 02	AC/DC Regulator (Green)	1	
	DJ 2011 64	AC/DC Regulator (Brown)	1	From 14Jun08 (D8)
11	JC 1110 03	HT coil LH with cap	1	
12	JC 1110 04	HT coil RH with cap	1	
13	DH 1110 15	Cap Spark Plug	2	
14	DD 1110 12	Grommet H.T. Cable	2	
15	39 1902 04	Flange Bolt	2	



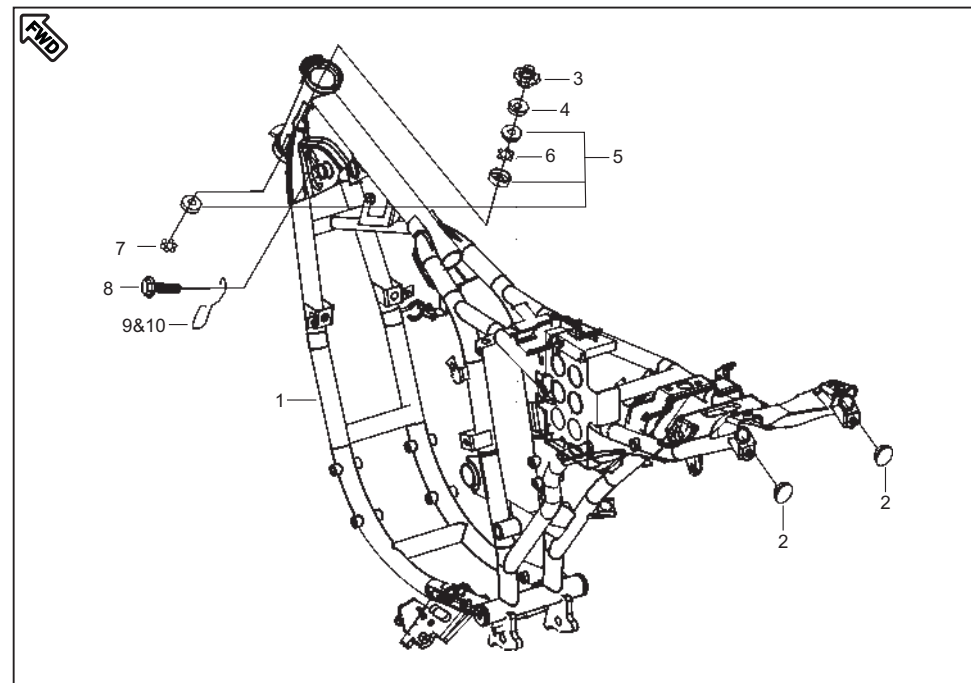
No.	Part No.	Description	Qty/ Veh.	Remarks
16	DJ 1610 67	Bracket H.T. Coil	1	
17	39 1944 04	Flange Bolt	2	
18	DH 1110 16	Grommet Sleeve Spark Plug	1	
19	DJ 1110 23	CDI analog type	1	N.I.
20	DJ 1110 62	Magneto Assembly	1	
	DJ 1110 93	Magneto Assembly	1	From 18Oct08 (D12)
21	JM 1000 45	Bolt flanged (M6x28)	2	N.I.



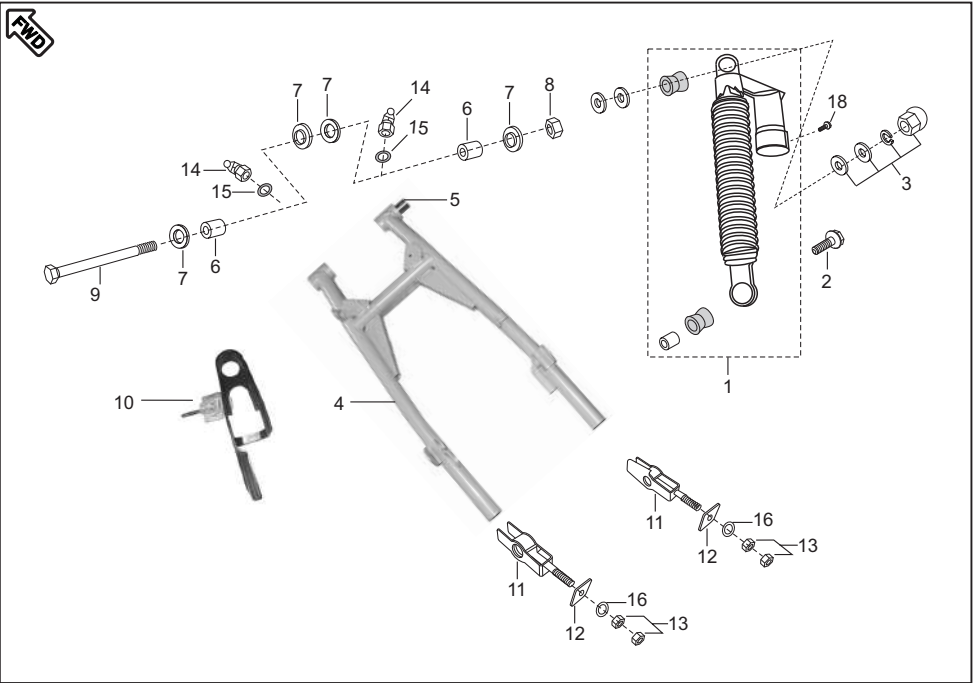




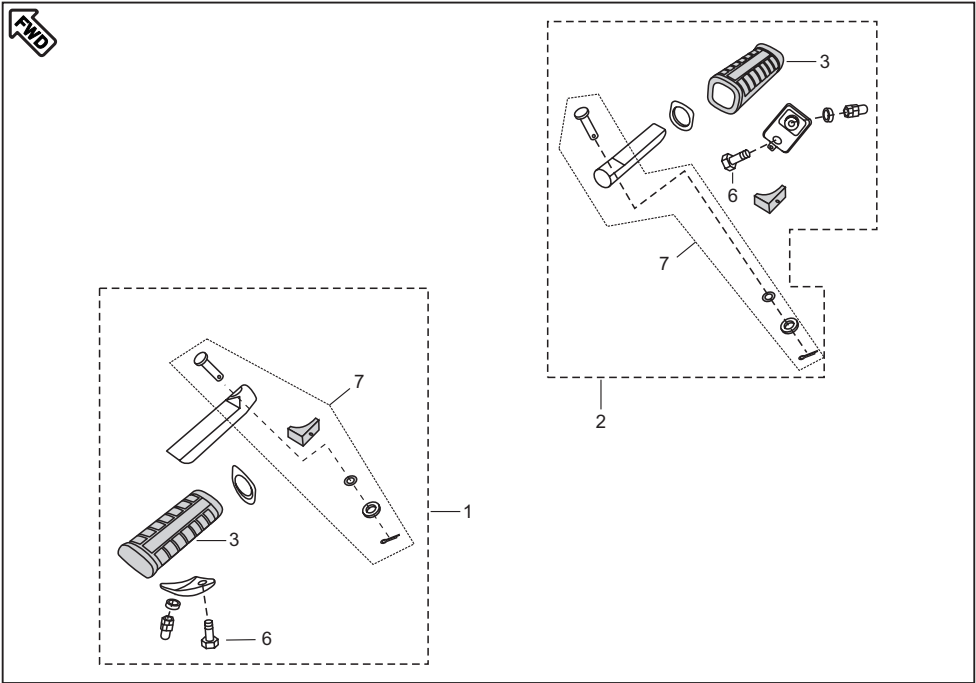
No.	Part No.	Description	Qty/ Veh.	Remarks
1	DK 1610 96	Bkt. Assly. eng. mtg. front	1	Ref. page no. 60
2	DH 1611 89	Bkt. comp. LH eng. mtg. front	1	
3	DH 1611 90	Bkt. comp. RH eng. mtg. front	1	
4	36 DK00 11	Kit hardware eng. mounting	1	
5	DK 1611 59	Bkt. comp. LH eng. mtg. lower	1	
6	DK 1611 60	Bkt. comp. RH eng. mtg. lower	1	Alt. 39 2311 04
7	39 2157 04	Bolt Flanged	3	
8	39 2412 04	Bolt Flanged	1	
9	DH 1612 73	Bush in frame	1	
10	39 1664 04	Bolt - Hexagon M8x1.25	1	
11	59 0400 43	Bolt Hex Socket Head	1	
12	DK 1611 61	Bkt. comp. RH eng. rear	1	
13	39 2310 04	Flanged bolt	2	
14	39 2311 04	Bolt	1	
15	39 2457 11	Washer	1	
16	DK 1611 27	Bkt. Engine hanger LH	1	
17	DK 1611 28	Bkt. Engine hanger RH	1	



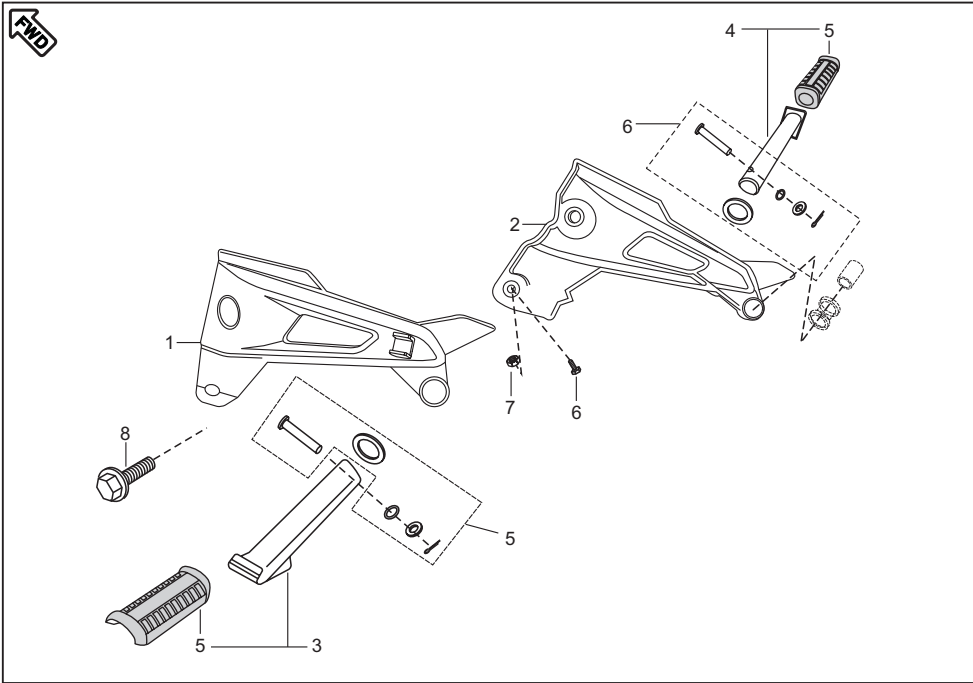
No.	Part No.	Description	Qty/ Veh.	Remarks
1	JC 1610 22	Frame Assly. comp.	1	Incl. Bush, Races & Cup rear
2	DH 1611 12	Cup rear	2	
3	DG 1810 48	Nut	1	
4	DK 1810 75	Nut	1	From Jul.09
5	DG 1810 42	Cup - Steering	1	From Jul.09
	DK 1810 76	Cup - Steering	1	
6	36 DV00 07	Bearing Cone Kit with 4 <sup>th</sup> Race	1	Ref. page no. 60
7	DK 1810 50	Cage Bearing Upper (19 ball)	1	From 24Nov08 (D13)
8	DK 1810 51	Cage Bearing Lower (20 ball)	1	From 24Nov08 (D13)
9	39 1680 04	Flanged bolt	2	
10	DJ 1611 32	Cable Hook LH	1	
	DJ 1611 33	Cable Hook RH	1	



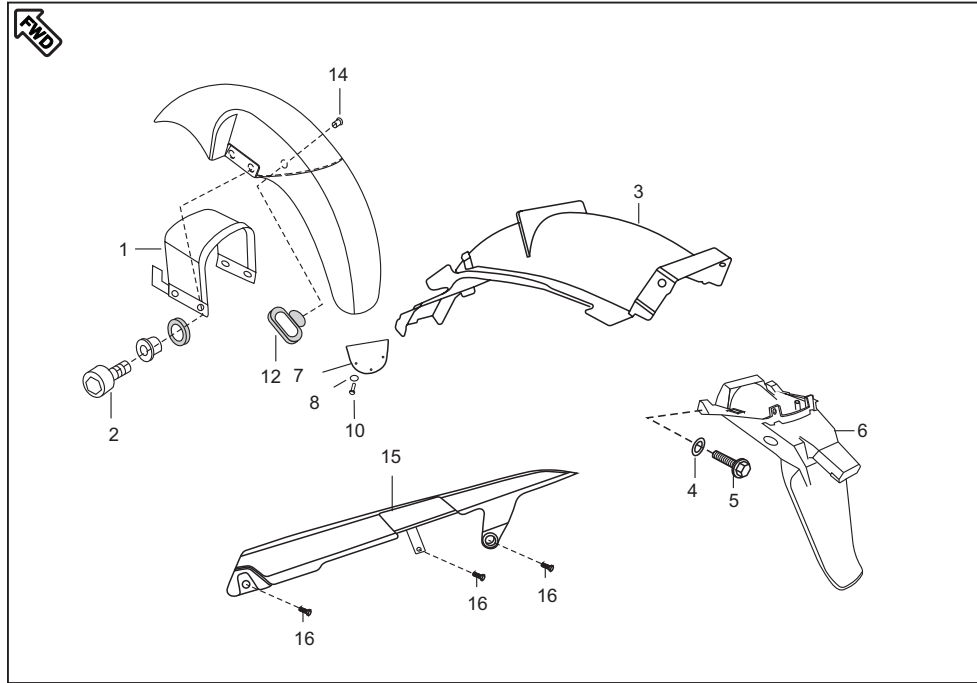
No.	Part No.	Description	Qty/ Veh.	Remarks
1	JC 1710 03	Rear Shock Absorber	2	Ref. page no. 60
2	DG 1710 38	Bolt Pre-coated	2	
3	36 DK00 12	Kit bush rear shock	1	
4	JC 1710 02	Swing arm assly.	1	
5	DG 1710 18	Needle bearing	4	
6	DK 1710 06	Collar swing arm	2	
7	DG 1710 19	Oil seal	4	
8	DH 1710 19	'U' nut swing arm	1	
9	DK 1710 03	Shaft swing arm	1	
10	DG 1710 34	Chain slider	1	
11	DG 1710 21	Adjuster chain	2	
12	DG 1710 20	Cap Chain Adjuster	2	
13	DG 1710 22	Hexagon nut 14	2	
	39 1997 15	Hexagon nut 12	2	
14	35 1710 33	Grease nipple	2	
15	39 0740 11	Plain washer(Nylon)	2	
16	39 1224 11	Plain washer	2	Tyre Pressure decal (N.I.)
17	JC 1610 23	Instuction Lable	1	
18	DJ 1710 34	Nitrox chamber screw assly	2	



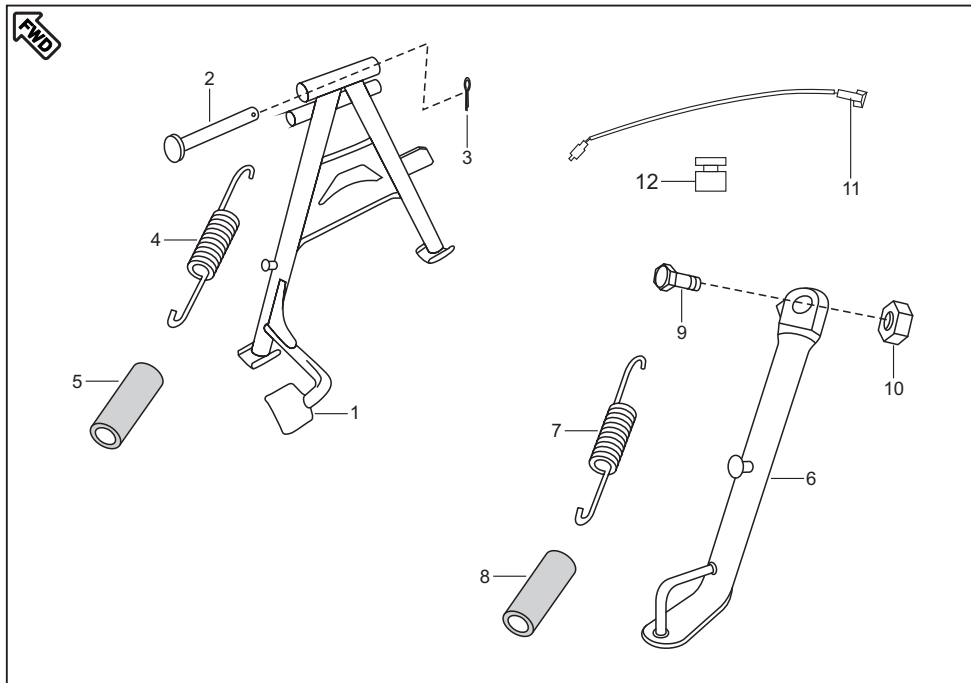
No.	Part No.	Description	Qty/ Veh.	Remarks
1	DJ 1611 26	Main step LH assly. comp.	1	
2	DJ 1611 27	Main step RH assly. comp.	1	
3	DH 1610 53	Rubber main step	2	
4	DH 1611 94	Kick stopper	1	
5	DX 1610 67	Plate lock pillion step	2	
6	22 1504 51	Bolt	2	N.I.
7	36 Dk00 13	Kit hardware main step	2	



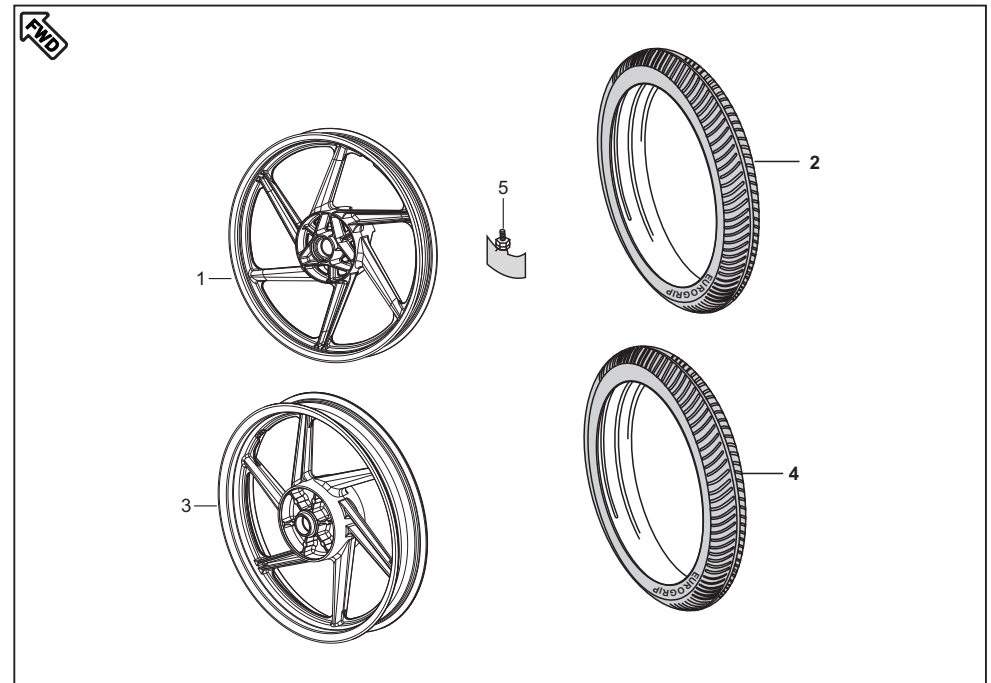
No.	Part No.	Description	Qty/ Veh.	Remarks
1	DK 1611 37	Holder LH step	1	Ref. page no. 60
2	JC 1610 02	Holder RH step	1	
3	DJ 1611 28	Pillion step assly. comp. LH	1	
4	DJ 1611 29	Pillion step assly. comp. RH	1	
5	36 DK00 13	Kit hardware pillion	2	
6	39 1069 01	Hexagonal head screw	2	Alt. 39258204
7	39 0292 15	Nut	1	
8	39 1741 04	Flanged Bolt	2	



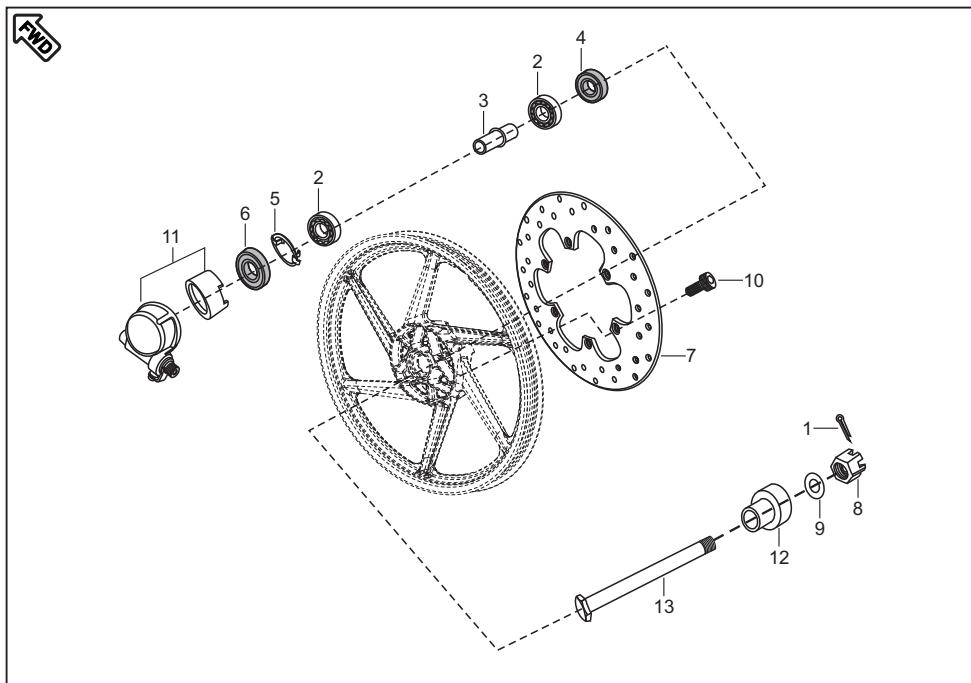
No.	Part No.	Description	Qty/ Veh.	Remarks
1	DK 1610 98	Brace fender	1	
2	59 0400 40	Step bolt	4	
3	DK 1610 86	Fender rear front	1	
4	39 0711 11	Plain washer	4	
5	39 1680 04	Flange bolt	2	
6	DK 1610 85	Fender rear	1	Mud flap hardware
7	DK 1611 98	Mud flap front	1	
8	39 0242 11	Washer plain	6	
9	39 0326 15	Nut nylon M5x0.8	3	
10	39 2420 01	Screw pan head M5	3	
11	52 DK00 25	Rear fender complete	1	N.S. From 20Aug08 (D10) N.I. From 20Aug08 (D10)
12	DK 1610 41	Guide cable (steel)	1	
	DS 1611 25	Guide cable (rubber)	1	
13	DG 1810 36	Bolt (for guide cable steel)	1	
14	DJ 1610 69	Nail guide cable (rubber)	1	
15	DK 1611 99	Cover chain	1	
16	DH 1612 83	Bolt	3	



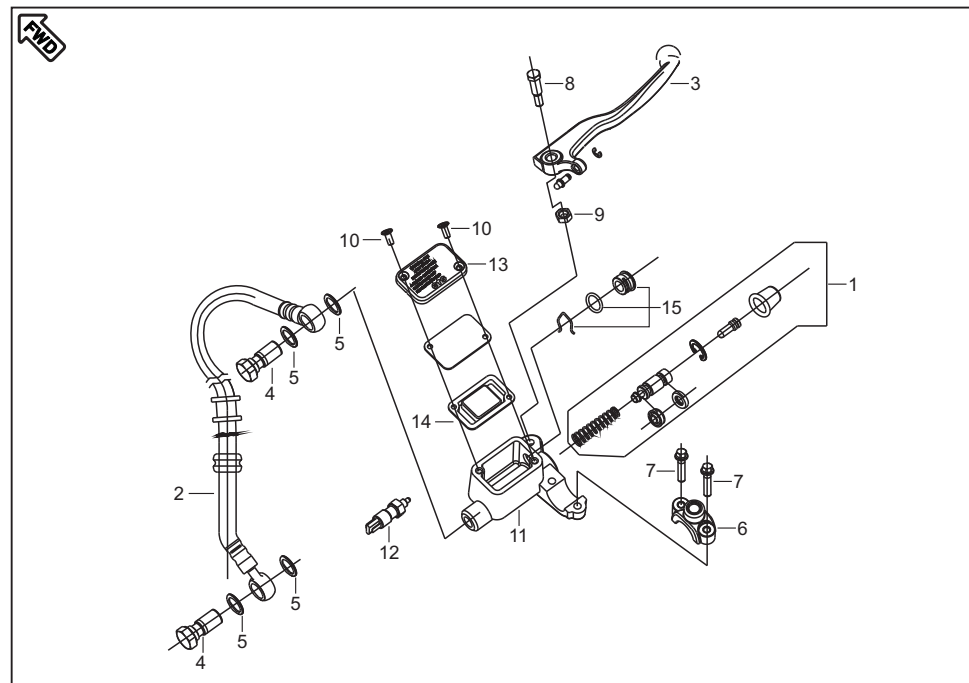
No.	Part No.	Description	Qty/ Veh.	Remarks
1	DK 1611 22	Stand main	1	
2	30 1611 57	Shaft stand	1	
3	39 0787 08	Pin cotter	1	
4	DH 1611 21	Spring main stand	1	
5	DH 1611 45	Cover spring main stand	1	
6	JC 1610 17	Stand side	1	
7	DH 1610 66	Spring side stand	1	
8	DH 1611 46	Cover spring side stand	1	
9	DF 1611 02	Bolt	1	
10	39 0422 15	Nut	1	
11	DH 2010 64	Side stand switch	1	
12	DH 2010 65	Magnet Assly.	1	
13	DJ 1612 69	Main Stand Pad Bottom	1	N.I.
14	DJ 1612 70	Side Stand Pad Bottom	1	N.I.



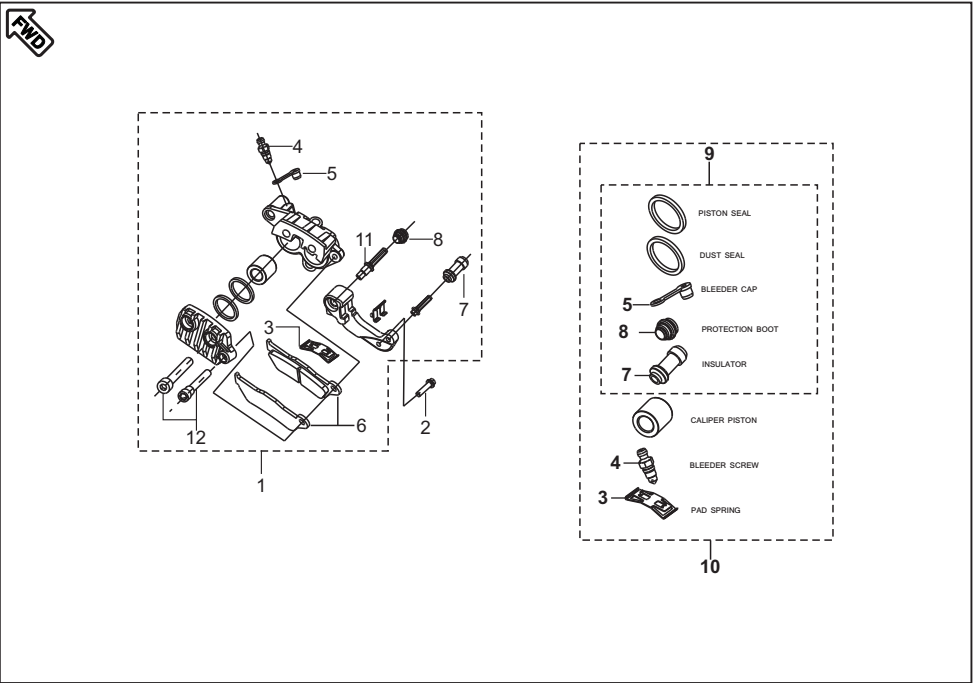
No.	Part No.	Description	Qty/ Veh.	Remarks
1	JC 1510 13	Wheel rim front	1	
2	DK 1510 39	Tubeless tyre front	1	
3	JC 1510 10	Wheel rim rear	1	
4	DK 1510 40	Tubeless tyre rear	1	
5	DK 1510 26	Valve for tubeless tyre	2	



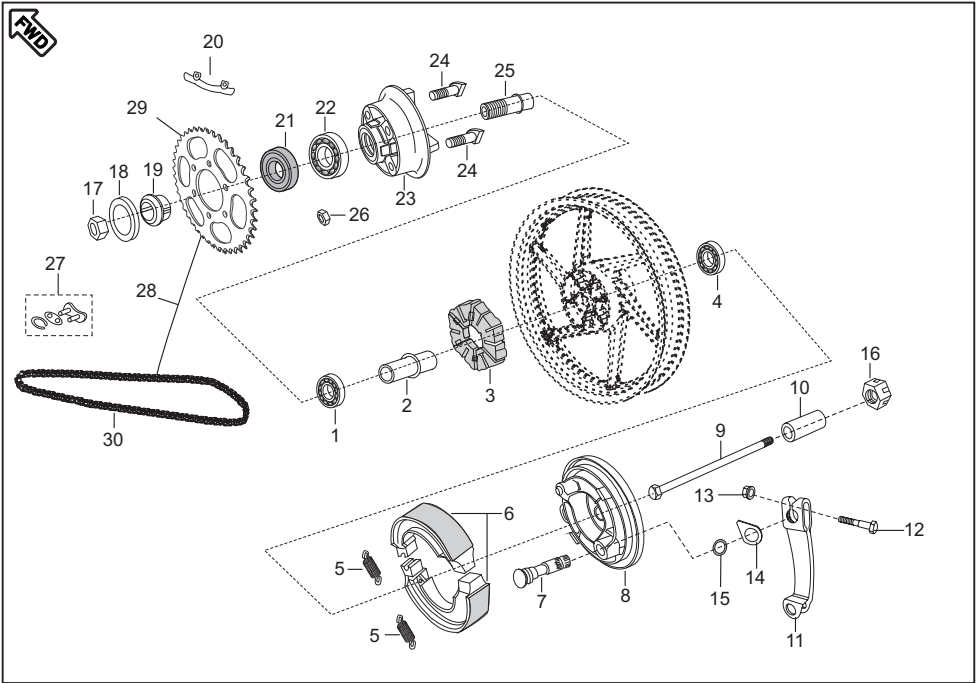
No.	Part No.	Description	Qty/ Veh.	Remarks
1	39 0787 08	Pin cotter	1	
2	39 2362 20	Bearing ball	2	
3	DK 1510 28	Spacer assly.	1	
4	DG 1510 05	Seal oil	1	
5	DE 1510 12	Plate drive	1	
6	DE 1510 08	Seal oil	1	
7	DK 1510 27	Disc	1	
8	DH 1710 19	Hex. slotted nut	1	
9	DG 1510 08	Plain washer	1	
10	DG 1510 49	Hex. soc. hd. bolt	6	
11	JC 1510 20	Case meter assly	1	From 15Jun09 (D21) Alt. JC151019
	JC 2010 50	Hardware kit speed sensor	1	From 15Jun09 (D21)
12	DG 1510 07	Collar	1	
13	DK 1510 08	Axle	1	



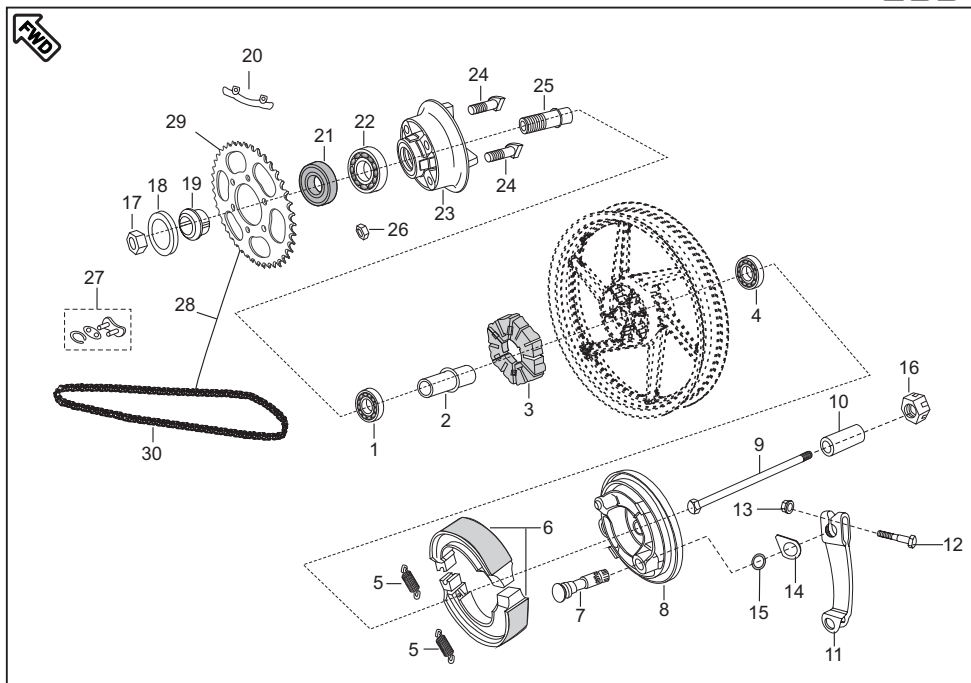
No.	Part No.	Description	Qty/ Veh.	Remarks
1	DE 1910 43	Major Kit - Master Cylinder Assly	1	KBX
2	DJ 1510 76	Hose Brake Front	1	
3	DJ 1910 57	Lever Grip RH	1	KBX
4	DE 1910 11	Banjo Bolt	2	
5	DE 1910 10	Washer Copper	4	
6	DE 1910 33	Clamp Holder RH	1	
7	DJ 1910 28	Bolt	1	
8	DJ 1910 29	Bolt Front Brake Lever	1	
9	DJ 1910 30	Nut Flanged	1	
10	DJ 1910 31	Screw	2	
11	DJ 1910 56	Cylinder Master	1	KBX
12	DJ 2011 00	Front brake switch	1	
13	DJ 1910 34	Reservoir Cover	1	
14	DJ 1910 35	Diaphragm	1	
15	36 DH19 02	Oil Window Kit	1	
16	DK 1810 48	Clamp LH	1	N.I.
17	DK 1810 49	Clamp RH	1	N.I.
18	DG 1810 34	Clamp Rubber	1	N.I.



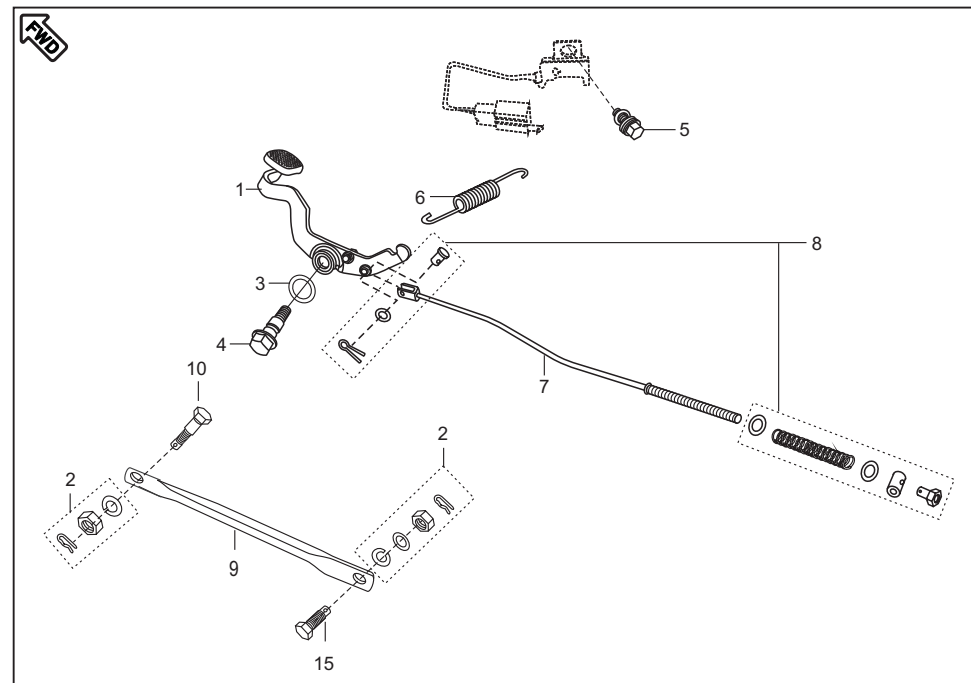
No.	Part No.	Description	Qty/ Veh.	Remarks
1	DG 1510 89	Caliper Assly. Front	1	fitted on front fork
2	39 1769 04	Bolt Flanged	2	
3	DJ 1510 68	Spring Pad	1	
4	DJ 1510 69	Bleeder Screw	1	
5	DJ 1510 70	Bleeder Cap	1	
6	DJ 1510 71	Disc Pad Set	1	
7	DJ 1510 72	Insulator	1	
8	DJ 1510 73	Protection Boot	1	
9	DJ 1510 74	Minor Kit - Caliper	1	
10	DJ 1510 75	Major Kit - Caliper	1	
11	DJ 1511 05	Pad Spring Front	1	
12	DJ 1511 06	Sp. Bolt Disc Pad Front	1	



No.	Part No.	Description	Qty/ Veh.	Remarks
1	39 2242 20	Bearing ball	1	Alt. 39268720
2	DK 1510 22	Collar bearing	1	
3	DJ 1510 88	Damper	1	
4	39 2241 20	Bearing ball	1	
5	30 1510 69	Spring	2	
	JC 1910 10	Spring	2	From Oct 08
6	30 1511 05	Shoe brake assly.	1	
7	JC 1510 05	Cam brake	1	
8	JC 1510 02	Panel rear brake	1	
9	DK 1510 09	Axle rear	1	
10	JC 1510 11	Spacer panel side	1	
11	JC 1510 07	Lever brake	1	
12	39 0775 04	Hexagon head bolt	1	
13	39 0798 15	Nut	1	
14	JC 1510 06	Indicator	1	
15	30 1510 38	"O" ring	1	

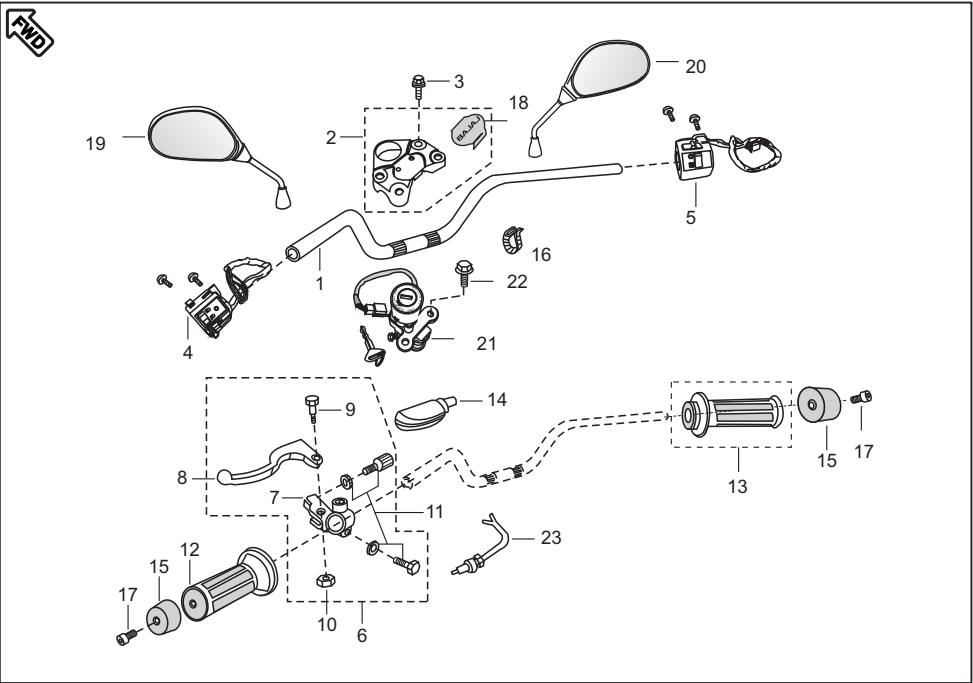


No.	Part No.	Description	Qty/ Veh.	Remarks
16	DH 1710 19	'U' nut	1	
17	39 1997 15	Nut	2	
18	39 1224 11	Plain washer	2	
19	DK 1510 14	Spacer for coupling	1	
20	DS 1510 74	Lock washer	2	
21	DK 1510 12	Seal oil	1	
22	DK 1510 13	Bearing ball	1	
23	DK 1510 05	Coupling	1	
24	DS 1510 73	Stud	4	
25	DK 1510 15	Sleeve	1	
26	39 0794 15	Hex. lock nut	4	
27	DK 1510 36	Drive Chain Lock	1	
28	36 JC00 02	Chain Sprocket kit	1	Ref. page no. 60
29	JC 1510 14	Sprocket 35T	1	
30	DK 1510 10	Chain 104 Link	1	

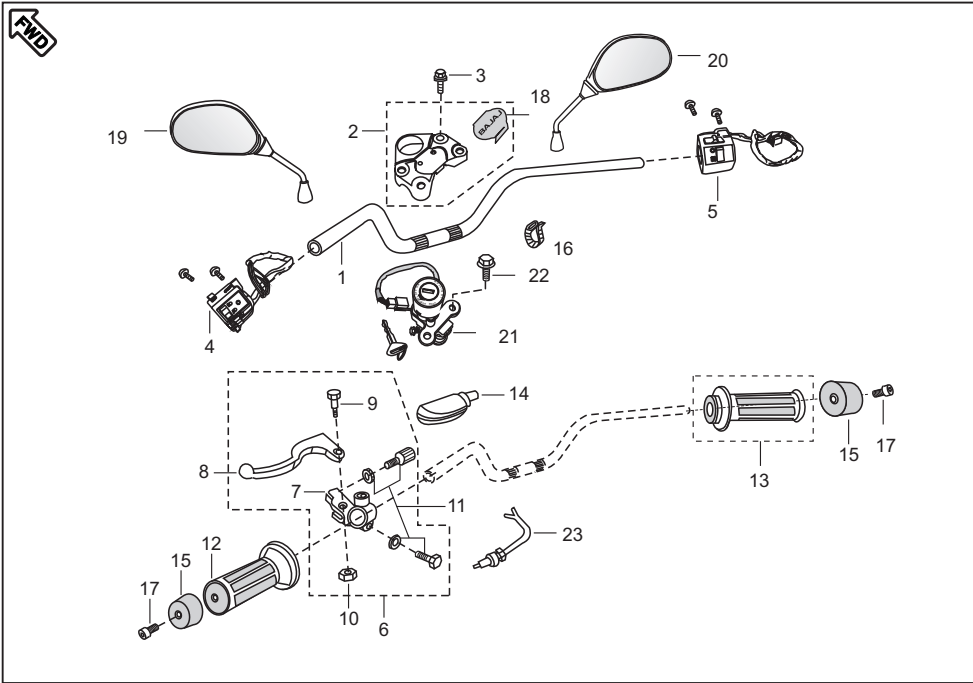


No.	Part No.	Description	Qty/ Veh.	Remarks
1	JC 1910 01	Lever Brake Pedal	1	
2	36 DK00 18	Kit hardware torque rod	2	Ref. page no. 61
3	DK 1011 85	Washer pivot bolt	1	
4	JC 1910 09	Bolt Brake Pedal	1	
5	39 2383 15	Flange nut	1	
6	JC 1910 10	Spring brake pedal	1	
7	JC 1910 02	Rod brake	1	
8	36 JC00 03	Kit hardware rod brake	1	Ref. page no. 61
9	JC 1510 08	Rod Torque	1	
10	DH 1510 29	Step Bolt Rod Torque	1	
11	39 1540 11	Plain Washer	1	N.I.
12	39 0694 15	Nut Hexagon Lock M8x1.25	2	N.I.
13	39 0789 12	Washer Spring	2	N.I.
14	39 0807 08	Pin Snap	2	N.I.
15	30 1510 95	Hexagon Bolt	1	

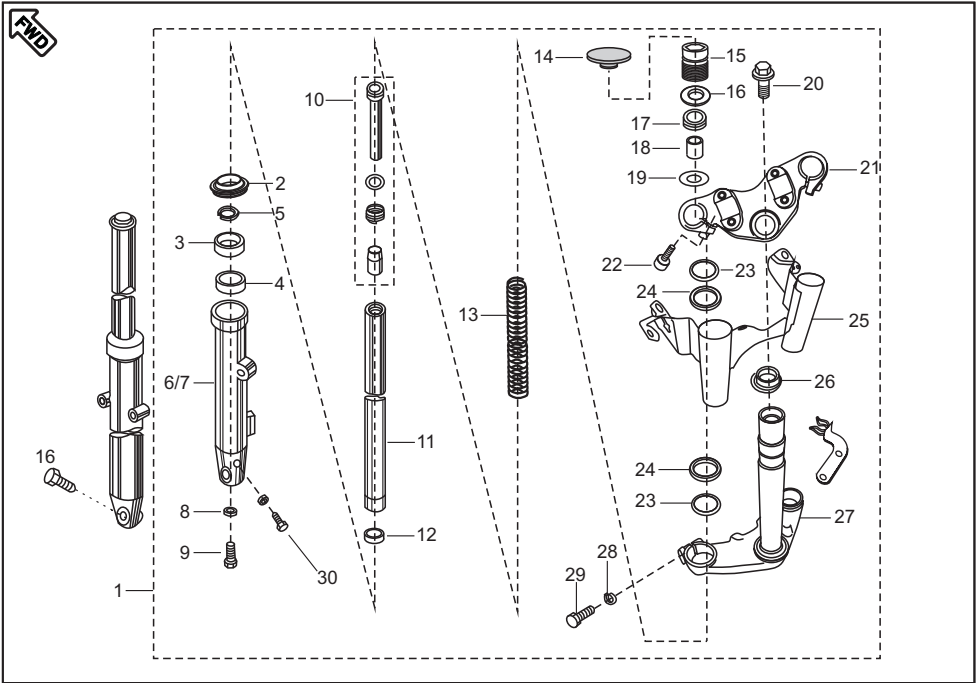




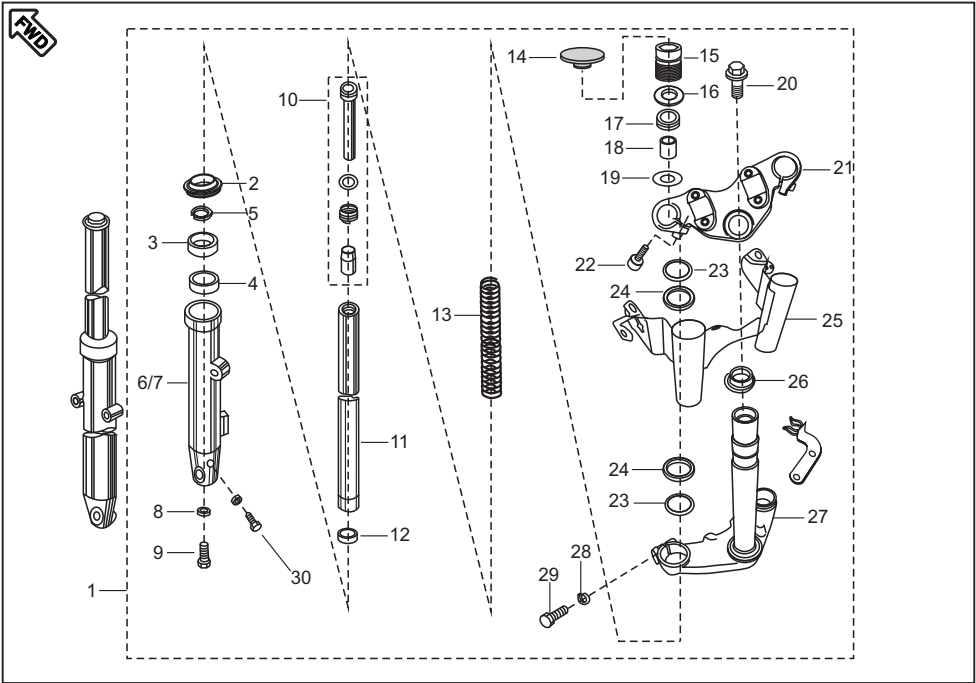
No.	Part No.	Description	Qty/ Veh.	Remarks
1	JC 1810 05	Handle Bar	1	
2	DH 1810 53	Holder Handle	1	
3	39 1714 04	Flanged bolt	4	
4	DH 2010 48	Control switch LH	1	
5	DH 2010 49	Control switch RH	1	
6	DJ 1910 09	Lever assly. grip LH	1	
7	DJ 1910 54	Holder left hand	1	
8	DJ 1910 55	Lever grip left	1	
9	DD 1910 85	Bolt	1	
10	39 1184 15	Self locking nut	1	
11	36 DK00 19	Kit hardware holder LH	1	Ref. page no. 61
12	DH 1910 07	Grip LH	1	
13	DH 1910 16	Grip Assly. RH	1	Ref. page no. 61
14	DH 1910 19	Bolt for lever	1	
15	DJ 1810 11	Handle bar weight	2	



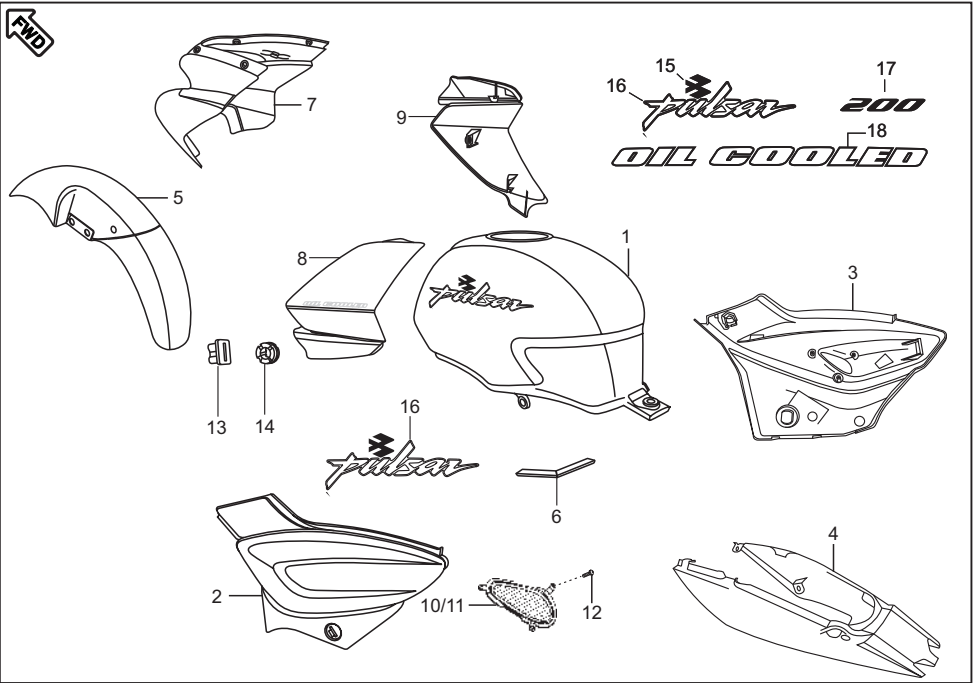
No.	Part No.	Description	Qty/ Veh.	Remarks
16	30 1910 48	Band handle bar	2	
17	39 2427 04	Hex. soc. hd. cap screw	2	
18	DJ 1810 39	Pad Holder Handle	1	
19	DJ 2210 03	Mirror assly. LH	1	
20	DJ 2210 04	Mirror assly. RH	1	
21	DS 1810 22	Switch assly. ignition	1	
	DJ 1811 10	Lock set 4 in 1	1	
22	39 1943 04	Flange bolt	2	
23	DK 2010 64	Clutch Switch with Diode	1	Cable More Length (Old)
	DK 2010 83	Clutch Switch (6 amo Diode)	1	From Aug.08
24	DJ 1910 15	Lever & Support Holder Assly LH.	1	
	JC 1910 15	Lever & Support Holder Assly LH.	1	From Aug.09 (N.I.)



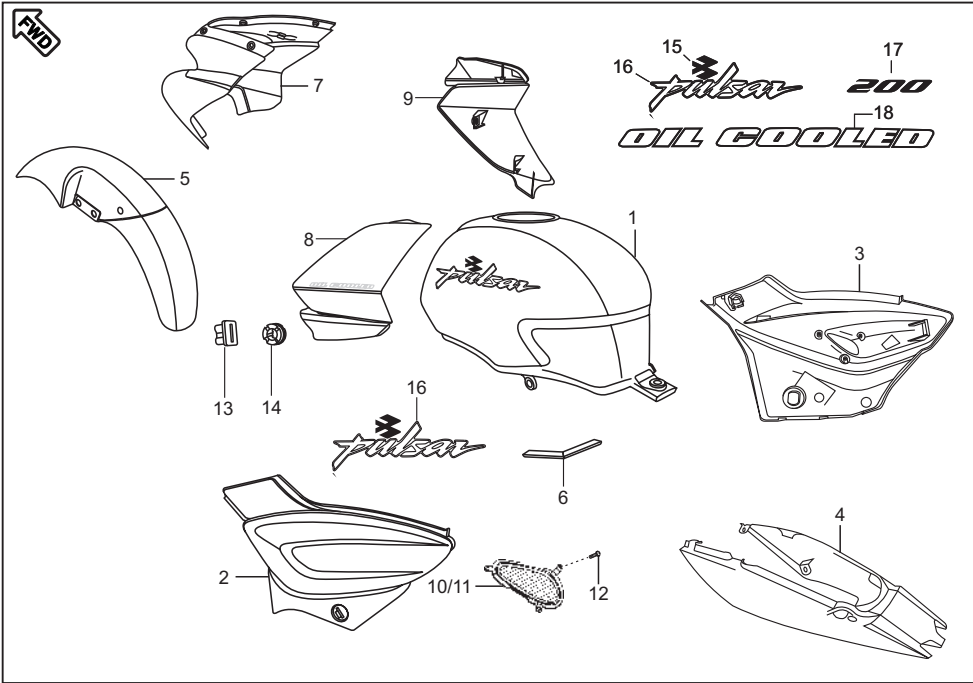
No.	Part No.	Description	Qty/ Veh.	Remarks
1	JC 1810 01	Fork front assy.	1	Without 20,21,22,23,24,25,26
2	DG 1810 21	Dust seal	1	
3	DG 1810 23	Oil seal	2	
4	DG 1810 13	Guide bush	2	
5	DG 1810 22	Ring snap	1	
6	JC 1810 11	Outer Tube LH	1	
7	JC 1810 12	Outer Tube RH	1	
8	30 1810 26	Gasket	2	
9	31 1811 06	Bolt	2	
10	DS 1810 77	Cylinder comp. fork	2	
11	JC 1810 21	Pipe comp. suspension inner	2	
12	DG 1810 11	Slide Bush	2	
13	JC 1810 17	Spring front fork	2	
14	DH 1810 09	Grommet Top	2	
15	DH 1810 15	Bolt fork	2	
16	DK 1810 08	Flange bolt	1	



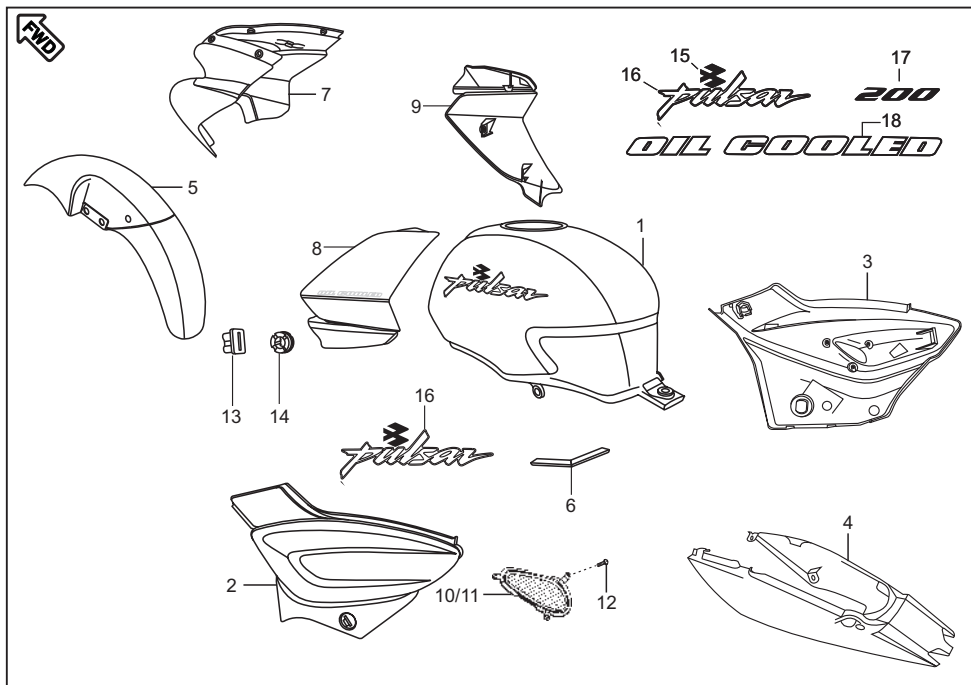
No.	Part No.	Description	Qty/ Veh.	Remarks
16	31 1811 02	'O' ring	2	
17	31 1811 01	Seat fork spring	2	
18	DS 1810 85	Spacer Tube	2	
19	DG 1810 03	Washer	2	
20	59 0400 05	Bolt with Washer M16*28L	1	
21	JC 1810 02	Holder fork upper	1	
22	DG 1810 08	Socket Bolt	2	
23	JC 1810 07	Cushion Rubber	2	
24	JC 1810 06	Cover Trail B	4	
25	52 JC00 19	Lamp Shade Assly.	1	
26	DG 1810 05	Bearing cone	1	
27	JC 1810 03	Holder fork under	1	
28	39 0789 12	Spring washer	2	
29	39 1714 04	Bolt	2	
30	DK 1810 08	Flaye Bolt	1	
31	DG 1810 48	Nut Steering	1	N.I.



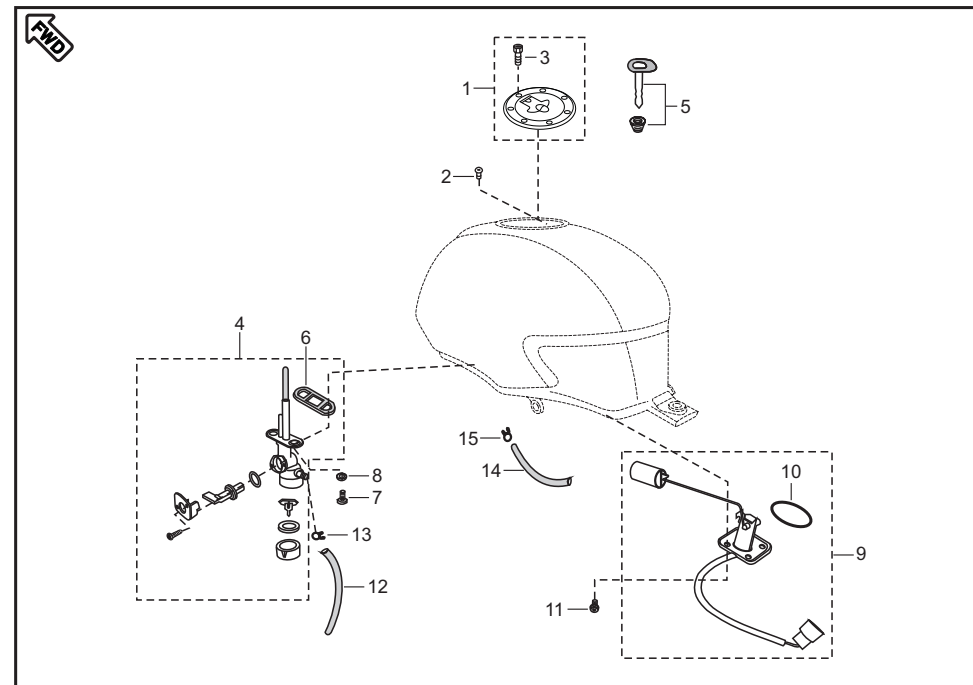
No.	Part No.	Description	Qty/ Veh.	Remarks
1	JC 7102 2T	Fuel Tank	1	FOR TITANIUM SILVER
	JC 7102 2V	Fuel Tank	1	FOR COCKTAIL WINE RED
	JC 7102 3A	Fuel Tank	1	FOR LONG BEACH BLUE
	JC 7102 X3	Fuel Tank	1	FOR EBONY BLACK
2	DK 7301 2T	Side cover LH	1	FOR TITANIUM SILVER
	DK 7301 2V	Side cover LH	1	FOR COCKTAIL WINE RED
	DK 7301 3A	Side cover LH	1	FOR LONG BEACH BLUE
	DK 7301 X3	Side cover LH	1	FOR EBONY BLACK
3	DK 7302 2T	Side cover RH	1	FOR TITANIUM SILVER
	DK 7302 2V	Side cover RH	1	FOR COCKTAIL WINE RED
	DK 7302 3A	Side cover RH	1	FOR LONG BEACH BLUE
	DK 7302 X3	Side cover RH	1	FOR EBONY BLACK
4	DK 7303 2T	Sear Cowl Assly.	1	FOR TITANIUM SILVER
	DK 7303 2V	Sear Cowl Assly.	1	FOR COCKTAIL WINE RED
	DK 7303 3A	Sear Cowl Assly.	1	FOR LONG BEACH BLUE
	DK 7303 X3	Sear Cowl Assly.	1	FOR EBONY BLACK



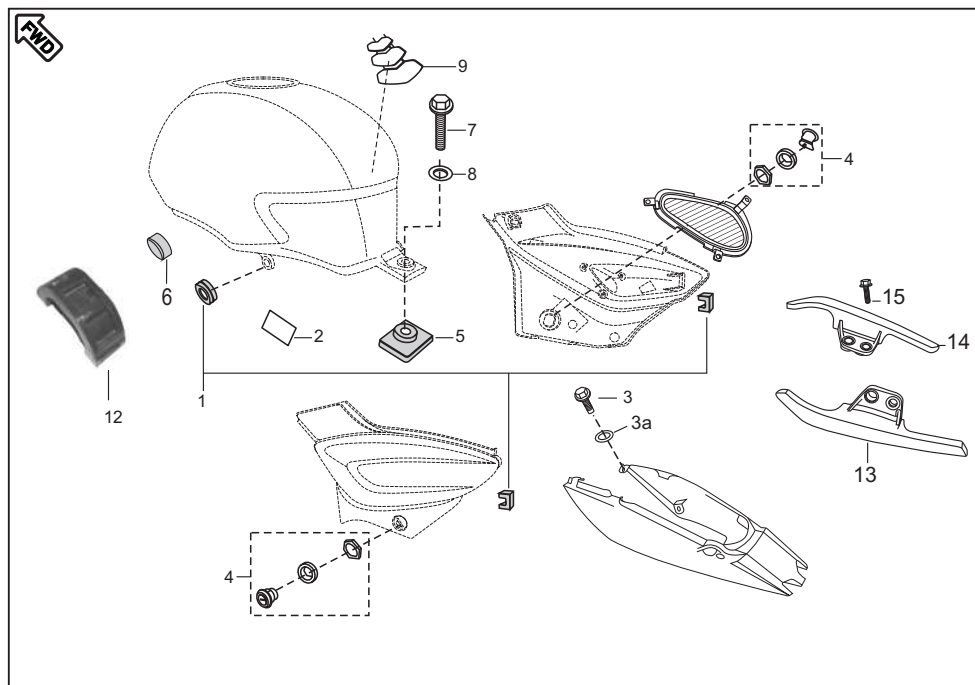
No.	Part No.	Description	Qty/ Veh.	Remarks
5	DK 7402 2T	Front Fender	1	FOR TITANIUM SILVER
	DK 7402 2V	Front Fender	1	FOR COCKTAIL WINE RED
	DK 7402 3A	Front Fender	1	FOR LONG BEACH BLUE
	DK 7402 X3	Front Fender	1	FOR EBONY BLACK
6	DH 1410 20	Seat tape	1	
7	DJ 7401 2T	Fairing	1	FOR TITANIUM SILVER
	DJ 7401 2V	Fairing	1	FOR COCKTAIL WINE RED
	DJ 7401 3A	Fairing	1	FOR LONG BEACH BLUE
	DJ 7401 X3	Fairing	1	FOR EBONY BLACK
8	JC 7201 2T	Tank flap LH	1	FOR TITANIUM SILVER
	JC 7201 2V	Tank flap LH	1	FOR COCKTAIL WINE RED
	JC 7201 3A	Tank flap LH	1	FOR LONG BEACH BLUE
	JC 7201 X3	Tank flap LH	1	FOR EBONY BLACK



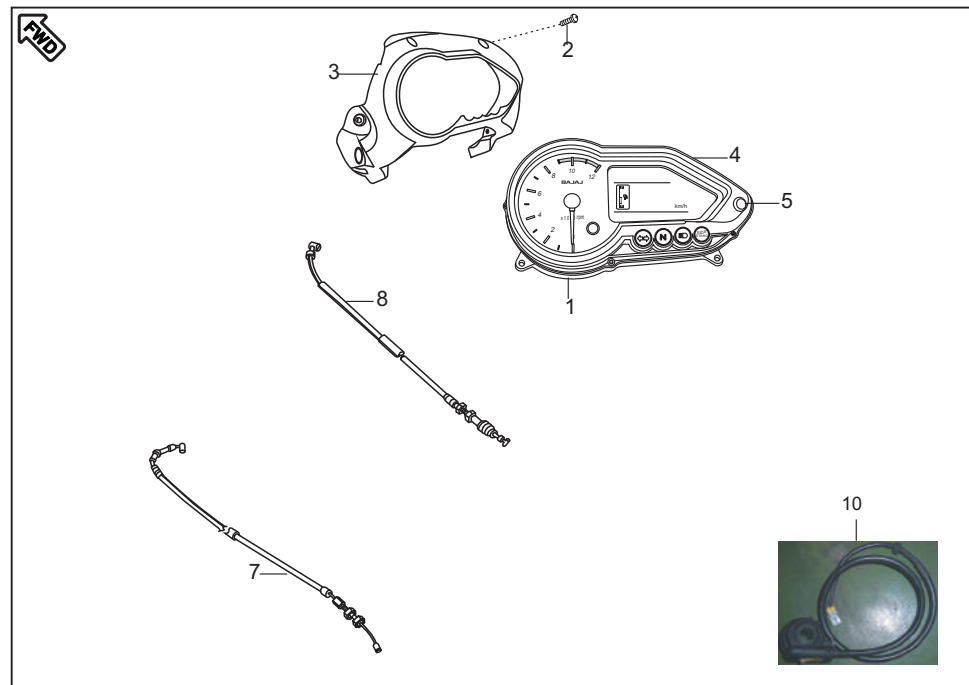
No.	Part No.	Description	Qty/ Veh.	Remarks
9	JC 7202 2T	Tank flap RH	1	FOR TITANIUM SILVER FOR COCKTAIL WINE RED FOR LONG BEACH BLUE FOR EBONY BLACK
	JC 7202 2V	Tank flap RH	1	
	JC 7202 3A	Tank flap RH	1	
	JC 7202 X3	Tank flap RH	1	
10	DK 1611 23	Cover Side Mesh LH	1	
11	DK 1611 24	Cover Side Mesh RH	1	
12	59 0200 01	Self tap screw	6	
13	JC 1410 15	Grommet tank flap	2	fitted on fuel tank
14	JC 1410 17	Grommet tank flap	4	fitted on tank flap
15	DK 1410 26	"B" monogram on tank	2	
16	DK 1410 27	"Pulsar" Logo on tank	2	
17	JC 1610 19	Seat cowl decal LH	1	
	JC 1610 20	Seat cowl decal RH	1	
18	JC 1410 18	Oil cooler decal LH	1	
	JC 1410 19	Oil cooler decal RH	1	



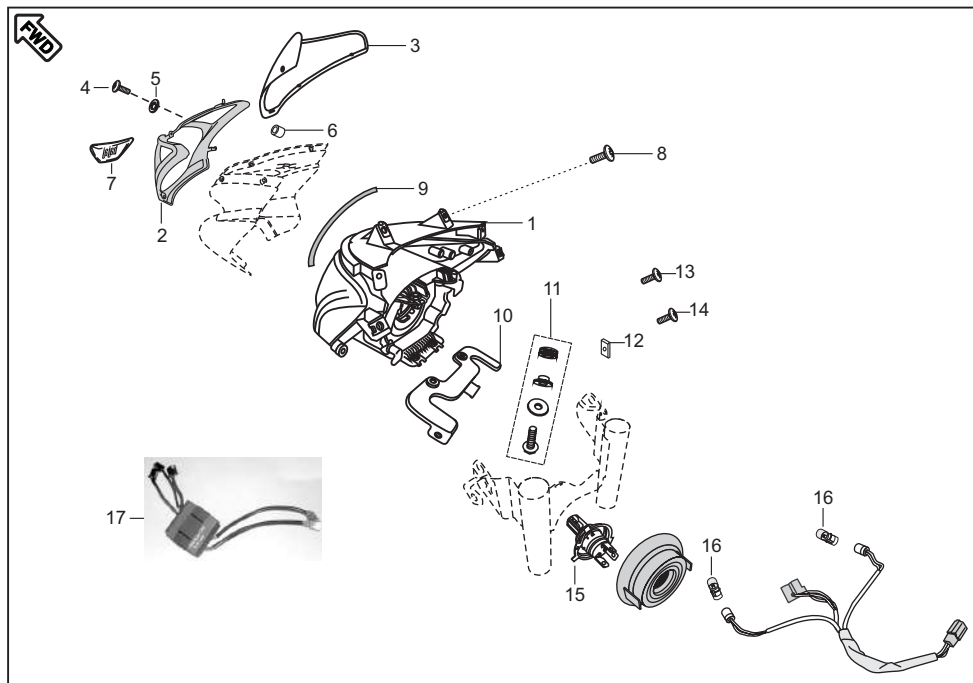
No.	Part No.	Description	Qty/ Veh.	Remarks
1	DH 1410 50	Cap Assly. Tank	1	
2	39 0840 01	Pan head screw	1	Alt. 39 1780 01
3	39 2381 04	Hex. Soc Hd. cap screw	7	
4	JC 1410 20	Tap Assly	1	Alt. DK141001
5	DH 1410 48	Rotor with key	1	
6	30 1410 39	Packing	1	
7	DD 1410 22	Bolt flanged	2	
8	39 0740 11	Plain Washer	2	
9	DK 2010 65	Gauge Fuel	1	From 24Dec07 (D6)
10	39 2758 21	'O'Ring New Tank Fuel Gauge	1	
11	30 1410 32	Bolt	4	
12	DJ 1410 06	Tube fuel	1	
13	BA 1220 03	Pipe clip	1	
14	DH 1410 24	Drain tube	1	
15	DG 1410 28	Clamp	1	
16	30 1410 38	'O' Ring	1	N.I.
17	30 1410 36	Packing	1	N.I.
18	JC 1410 34	Spring Drain tube	1	From 31Mar09 (D17)



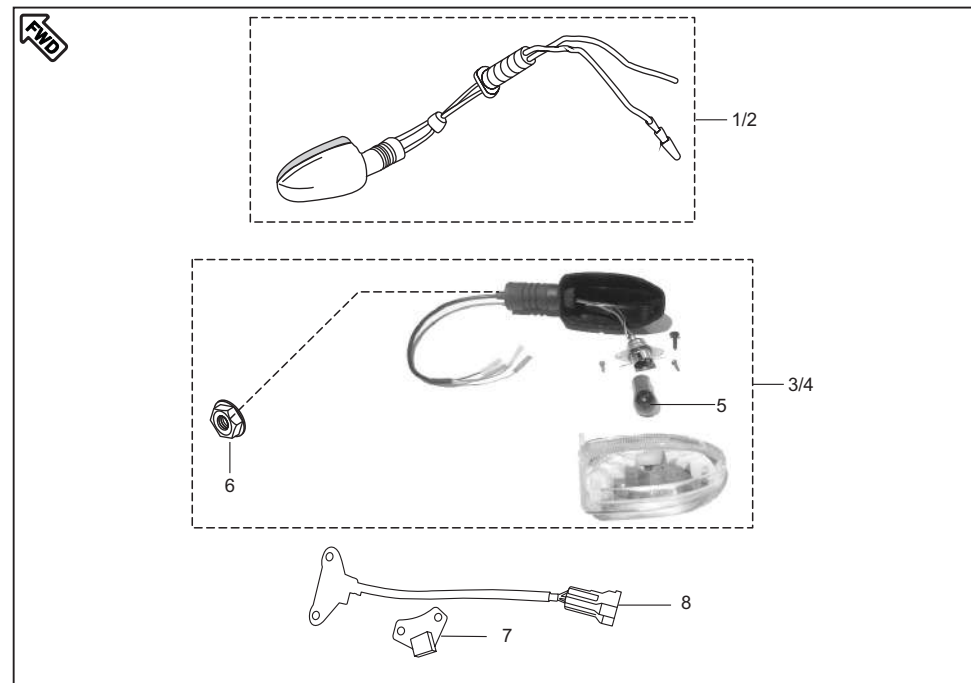
No.	Part No.	Description	Qty/ Veh.	Remarks
1	DK 1611 85	Grommet Kit For side cover	1	Refer Page No. 61
2	DH 1410 31	Tape tank inner	2	
3	DG 1611 21	Screw	2	
3a	39 1789 24	Washer Nylon	2	
4	DK 1810 34	Lock for side cover	1	
5	DH 1410 23	Damper Rear	1	
6	DJ 1410 08	Damper front	2	
7	39 1556 04	Flanged Bolt	1	
8	39 2424 11	Plain Washer	1	
9	DK 1410 15	Tank pad	1	
10	DH 1613 11	Rubber seat cowl LH	1	N.I.
11	DH 1613 12	Rubber seat cowl RH	1	N.I.
12	DK 1410 17	Damper tank middle	1	
13	DK 1611 47	Grab handle LH	1	
14	DK 1611 48	Grab handle RH	1	
15	39 2310 04	Bolt Flange	4	
16	DJ 1610 79	Foam LH For grab	1	N.I.
17	DJ 1610 80	Foam RH For grab	1	N.I.



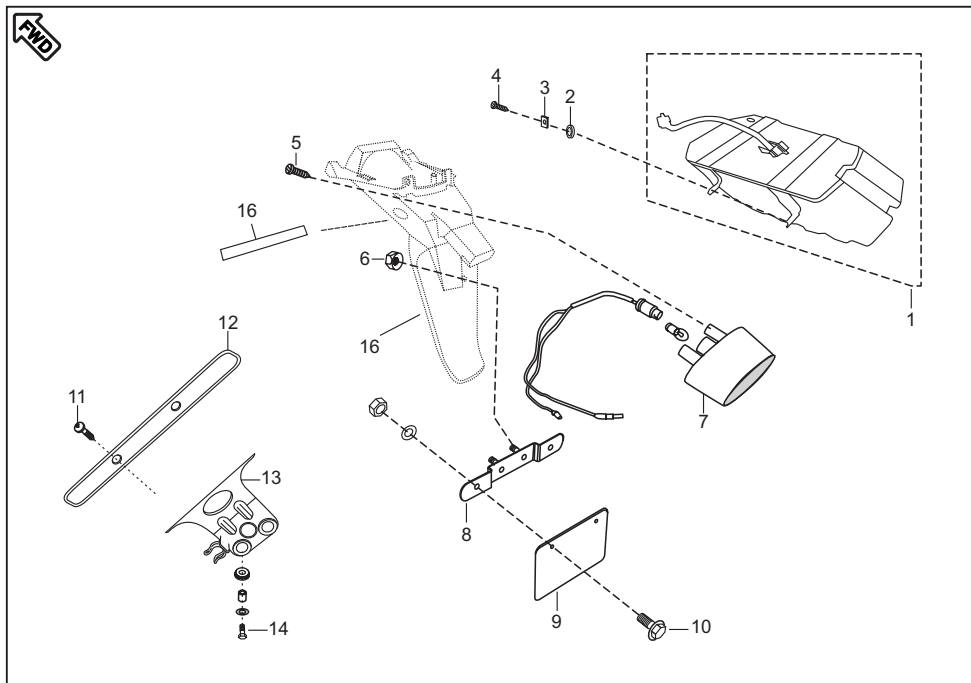
No.	Part No.	Description	Qty/ Veh.	Remarks
1	JC 1910 16	Speedo meter with Breather	1	From 15Jun09 (D21)
2	39 1778 02	Self Tapping Screw	4	
3	DJ 1811 19	Cluster cover	1	
4	DJ 2011 59	Speedo meter top cover	1	From 20Sep07 (D1)
5	DJ 2011 63	Button push for tripmeter	1	
6	DJ 2011 82	Speedometer Gasket	1	From Aug.08 (Drawing require)
7	DJ 1910 61	Control cable throttle	1	
8	DK 1910 11	Cable Clutch	1	
9	JC 1610 27	Guide Clutch Cable	1	From Aug.09 (N.I.)
10	JC 2010 48	Speed sensor eith cable	1	



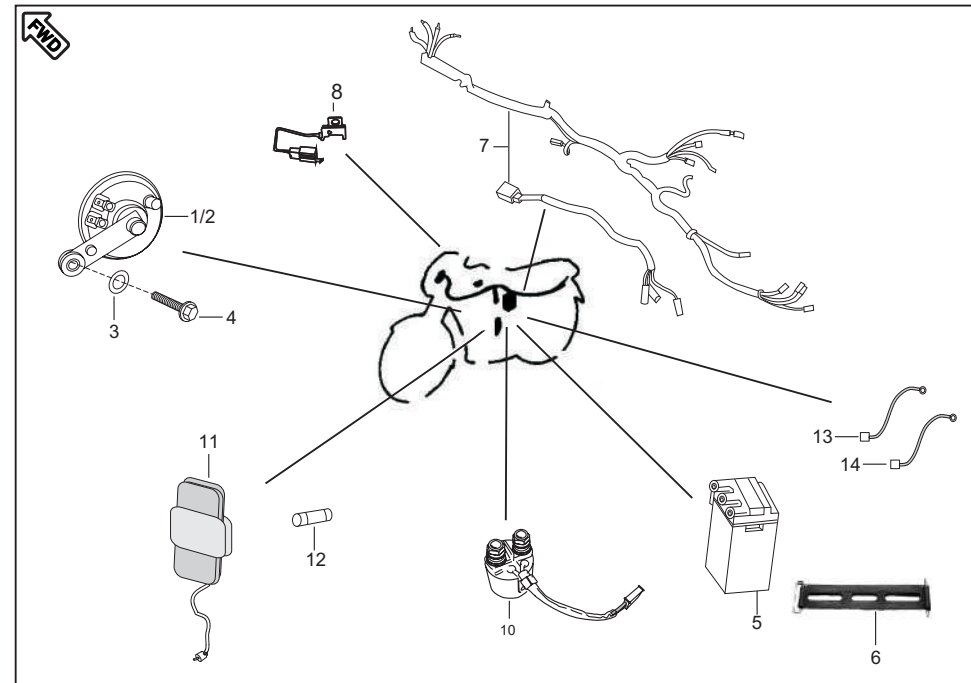
No.	Part No.	Description	Qty/ Veh.	Remarks
1	JC 2010 08	Head Lamp assly.	1	
2	DJ 1811 20	Mask	1	
3	DJ 1810 33	Wind Shield	1	
4	DF 1810 98	Bolt	4	
5	39 2141 24	Non Metallic Washer	4	
6	DL 1810 10	Well Nut	4	
7	DJ 1810 37	Decal Wind Shield	1	
8	39 1907 01	M5 x 15L mushroom HD	2	
9	DJ 1810 69	Packing Fairing	1	
10	DH 1810 52	Fairing mounting upper bracket	1	
11	36 DK00 21	Kit hardware mtg. bracket	1	Ref. page no. 61
12	DJ 1810 65	Clip Nut	4	
13	39 0716 01	Screw pan cross	2	
14	39 1524 01	Screw pan cross	2	
15	JC 2010 09	Lamp 12V 35/35W-HS1	1	
16	DK 2010 44	5 Watt bulb white output	2	
17	DJ 2011 41	BCU (Black)	1	From 14Jun08 (D8)
	DJ 2011 65	BCU (Brown)	1	



No.	Part No.	Description	Qty/ Veh.	Remarks
1	DJ 2011 48	Blinker Front LH Flexible	1	
2	DJ 2011 49	Blinker Front RH Flexible	1	
3	DJ 2011 46	Blinker RR LH Flexible	1	
4	DJ 2011 47	Blinker RR RH Flexible	1	
5	GH 2010 12	Lamp 12V / 10W	4	
6	39 1970 15	Hex Nut Flange	4	N.I.
7	DJ 2011 81	Magnet assly blinker self cancellation	1	From 20Aug08 (D10)
8	DJ 2011 80	Assy hall sensor	1	From 20Aug08 (D10)



No.	Part No.	Description	Qty/ Veh.	Remarks
1	DK 2010 03	Tail light with Lamp	1	
2	DH 1612 93	Damper	2	
3	DK 1611 53	Clip Nut	4	
4	59 0100 13	Screw pan cross	4	
5	39 0705 01	Truss Screw	2	
6	39 1972 15	Bolt flange	2	
7	DK 2010 24	No. Plate illumination	1	
8	DJ 1610 72	Rear No. plate bkt.	1	
9	DP 1611 45	Number plate Rear	1	
10	39 1680 04	Hex Flanged Bolt	2	
11	39 1783 01	Truss Screw	2	For Front No. Plate
12	DP 1611 44	Number plate front	1	
13	DH 1612 92	No. plate mounting bracket	1	
14	39 1773 04	Bolt flange	2	
15	DH 1612 93	Grommet for Number plate mtg.	2	N.I.
16	DK 1611 64	Rear blinker mtg. plate	1	



No.	Part No.	Description	Qty/ Veh.	Remarks
1	DH 2010 11	Horn with LH stay	1	
2	DH 2010 14	Horn with RH stay	1	
3	39 1507 11	Plain Washer	1	
4	39 1956 04	Flange Bolt	1	
5	DJ 2011 26	Battery (12V-9A) Dry	1	
6	DJ 1612 47	Band Battery	1	
7	JC 2010 13	Wiring Harness For below seat	1	Old
8	JC 2010 29	Wiring Harness (St.RelaySol.Type)	1	From Aug.08
9	JC 2010 05	Rear Brake Switch	1	
10	39 1680 04	Flange bolt	1	
11	DK 2010 16	Starter Relay	1	
12	DK 2010 78	Starter Relay	1	
13	30 2011 04	Fuse box Assly.	1	
14	30 2010 85	Fuse	1	
15	DJ 2011 40	Cable assly. (Battery to Earth)	1	
16	DJ 2010 20	Cable assly. (Battery to St. Relay)	1	
17	JC 2010 06	Magnet Rear Brake Switch	1	N.I.



Brand ID: 001MC625

## KIT LIST



Sr. No.	Kit Part No.	Kit Description	Consisting of Following Parts		
			Part No.	Description	Qty./Kit
1	36DS1001	Cyl.Head O Ring Kit	39239121 39128321	O Ring (Cover tappet) O ring	2 2
2	DK101326	Valve Repair Kit	DK101247 DK101108 DK101110 DK101246	Retainer valve spring Spring valve inner Spring valve outer Seat valve spring	2 2 2 2
3	JC101038	Guide Chain Kit	DH101017 DK101059	Guide chain (Tight) Guide Chain (slack)	1 1
4	36DK0007	Kit centrifugal oil filter	39220011 DH101234 39226701 DH101066 DH101067 39219908	Washer Gasket centrifugal oil filter Oval screw Join oil delivery Spring oil delivery Pin oil delivery joint	1 1 1 1 1 1
5	36DH1006	Set Damper (cover magneto)	DH101282 DH101292 DH101294	Damper Cover Magneto Damper A Cover LH RR Damper B Cover LH RR	1 1 1
6	36DH1007	Set of Plate (cover magneto)	DH101283 DH101293	Plate Damper Plate Damper Cover LH RR	1 1
7	36DH0018	Kit hardware torque rod	39154011 39069415 39078912 39080708	Plain washer Hex lock nut Washer spring Pin snap	1 1 1 1
8	36DK0011	Kit hardware engine mounting	39231204 39197015 39241304 DH161245	Bolt flange Nut flange Bolt flange U Nut	4 8 1 3
9	36DV0007	Bearing cone kit	DG181045 DG181046 DG181047	Bearing cone Bearing race Upper bearing race	1 1 1
10	36DK0012	Kit bush rear shock absorber	39071411 39071215 39073712	Plain washer Dome cap nut Spring washer	8 2 2
11	36DK0013	Kit hardware pillion	DJ161186 DH161061 30141031 39104011 39078408	Plait side pillion stape Pin pillion set "O" ring Plain washer Split pin	2 2 2 2 2
12	36JC0002	Chain sprocket kit	DV101048 JC151014 DK151010	Sprocket drive Sprocket hub Chain	1 1 1

Brand ID: 001MC625

## KIT LIST



Sr. No.	Kit Part No.	Kit Description	Consisting of Following Parts		
			Part No.	Description	Qty./Kit
13	36JC0003	Kit hardware rod Brake	30191038 39021911 39080808 30191035 15191026 JC191007	Pin Plain washer Split pin Spring Pin Brake adjustment nut	1 1 1 1 1 1
14	36DK0019	Kit hardware holder LH	30191024 30191017 39021911 39072504	Screw Nut Plain washer Bolt hex	1 1 1 1
15	DK161185	Grommet kit for side cover	DH161158 DH161133	Grommet side cover front Grommet side cover rear	2 2
16	36DK0021	Kit hardware mtg. bkt.	DJ181029 DJ181064 39021111 39155304	Collar Grommet Plain washer Bolt flange	1 1 1 1
17	36DK0029	Kit primary drive and driven	DK101241 DK101561 DK101242 DK101243 DK101128	Housing comp clutch Housing comp clutch. 31Jan09(D16) Gear comp prim driven Gear prim driven Bush prim driven. 31Jan09(D16)	1 1 1 1 1
18	JC111007	Motor assly starter	DK 1110 16 DK 1110 21 JC 1110 10 DK 1110 17 DK 1110 19 DK 1110 20	Armature Assembly Tie bolt Yoke Assembly Bush Assly Kit "O" Ring for spigot Oil seal for yoke	1 1 1 1 1 1
19	DH191016	Grip assly RH	DH191017 DH191008	Pipe throttle Grip hand RH	1 1